



ASPEN



Exterior Shown with Standard 7/12 Roof Pitch
Shown with Porch and Optional Exterior Features

These are artist renditions for sales purposes only. Refer to working drawings for actual dimensions.

© 2025 Cavco Martinsville, Inc./Nationwide Series. All Rights Reserved.



Alternate Exterior:
HEARTLAND I



Similar Option:
SEAGROVE I



Similar Option:
HOMESTEAD I

NATIONWIDE
SERIES

SQ. FT.
1,327

BEDS
3

BATHS
2

STORIES
1

WIDTH
48'0"

DEPTH
27'8"

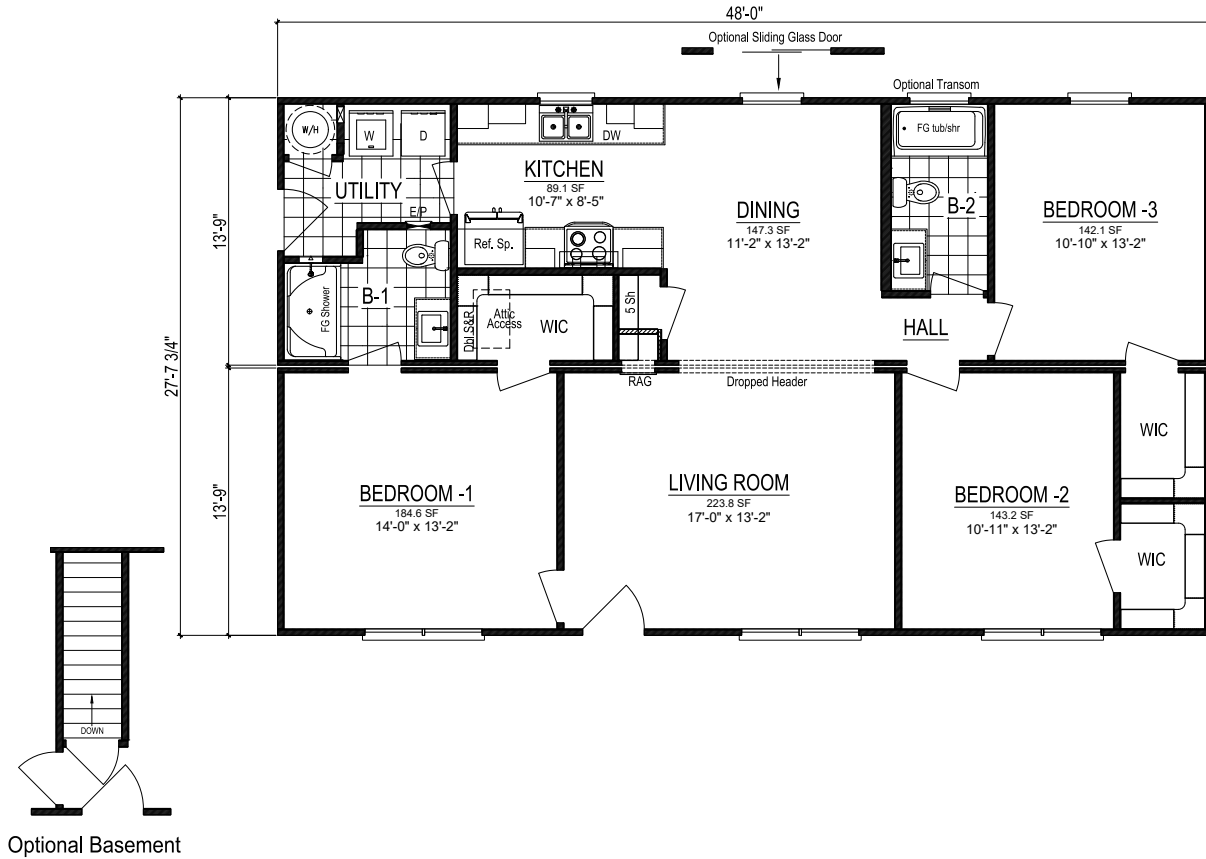
FLOOR PLAN FEATURES

Open-Concept
Split-Bedroom Design

Galley-Style Kitchen
Kitchen Pantry





Walk-in Closets
Walk-in Shower

ASPEN



Total Finished Square Footage: 1,327

CUSTOMIZE YOUR HOME





BAYVIEW



**Exterior Shown with Standard 7/12 Roof Pitch
Shown with Porch and Optional Exterior Features**

These are artist renditions for sales purposes only. Refer to working drawings for actual dimensions.
© 2025 Cavco Martinsville, Inc./Nationwide Series. All Rights Reserved.

**Alternate Exterior:
BAYVIEW**



**Similar Option:
SEAGROVE**



**Similar Option:
HEARTLAND 1 END-ENTRY**



**NATIONWIDE
SERIES**

**SQ. FT.
1,245**

**BEDS
3**

**BATHS
2**

**STORIES
1**

**WIDTH
27'8"**

**DEPTH
52'0"**

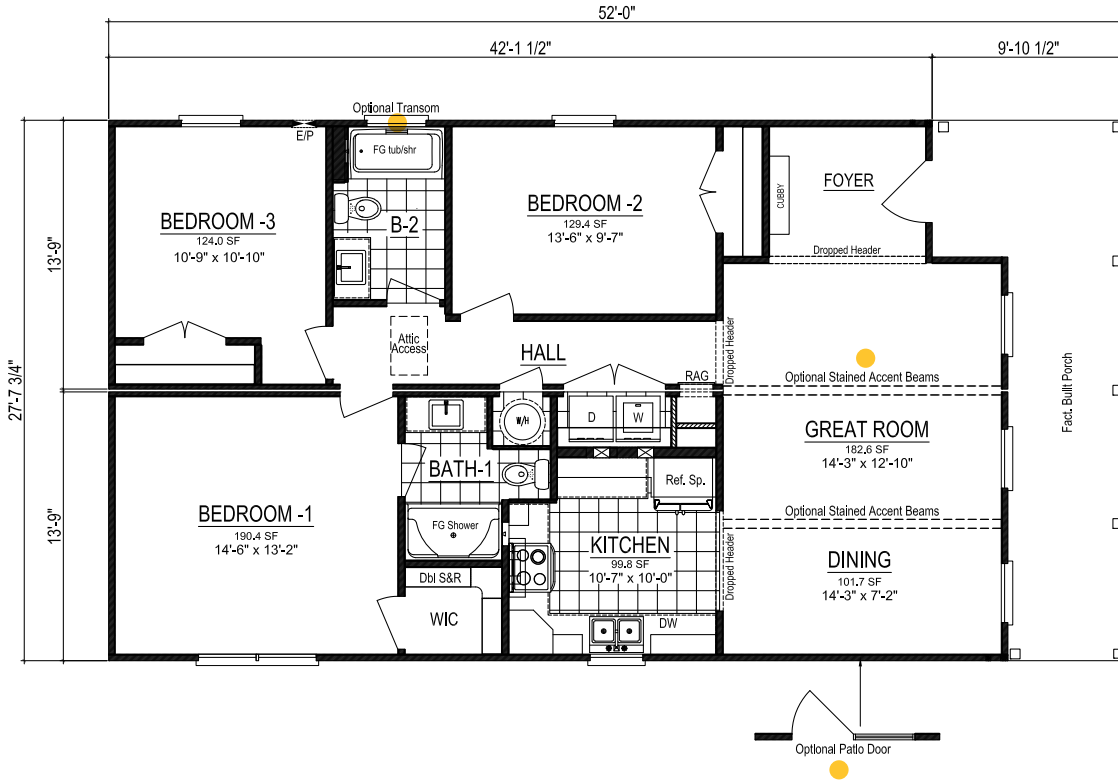
FLOOR PLAN FEATURES

Factory Built Porch
Open-Concept

Designed Foyer
U-Shaped Kitchen Design
Built-in Cubby & Bench

Primary Walk-in Closet
Walk-in Shower

BAYVIEW



Total Finished Square Footage: 1,245


CUSTOMIZE YOUR HOME




HIDDEN PANTRY




CUSTOM RANGEHOODS



DECOR BEAMS



LUXURY SHOWER




PET SHOWER



WOODEN PANTRY



TRIPLE WINDOW SINK



FEATURE WALL



WOODEN RACKS



PUPPY NICHE



BLUE RIDGE



**Exterior Shown with Standard 12/12 Roof Pitch
Shown with Porch and Optional Exterior Features**

These are artist renditions for sales purposes only. Refer to working drawings for actual dimensions.
© 2025 Cavco Martinsville, Inc./Nationwide Series. All Rights Reserved.



**Alternate Exterior:
BLUE RIDGE**



**Alternate Exterior:
BLUE RIDGE**



**Similar Option:
OAK**

**NATIONWIDE
SERIES**

UP TO
SQ. FT.
1,996

BEDS
3

BATHS
2.5

STORIES
1.5

WIDTH
44'0"

DEPTH
27'8"

FLOOR PLAN FEATURES

Open-Concept
Cape Cod Design
Designed Foyer
Built-in Cubby & Bench

Expanded Kitchen Island
Built-in Shelving
Utility Room Closet
Primary Walk-in Closet

Freestanding Bathtub
Walk-in Shower
Private Water Closet
Built-in Linen



BOONE



**Exterior Shown with Standard 12/12 Roof Pitch
Shown with Porch and Optional Exterior Features**

These are artist renditions for sales purposes only. Refer to working drawings for actual dimensions.
© 2025 Cavco Martinsville, Inc./Nationwide Series. All Rights Reserved.



**Similar Option:
BAYVIEW**



**Similar Option:
BROOKDALE**



**Similar Option:
HEARTLAND 1 END-ENTRY**

**NATIONWIDE
SERIES**

UP TO
SQ. FT.
2,034

BEDS
2+

BATHS
2

STORIES
1.5

WIDTH
27'8"

DEPTH
50'0"

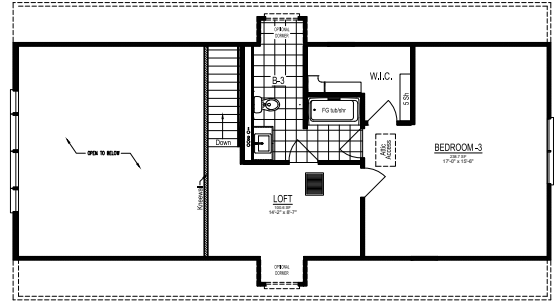
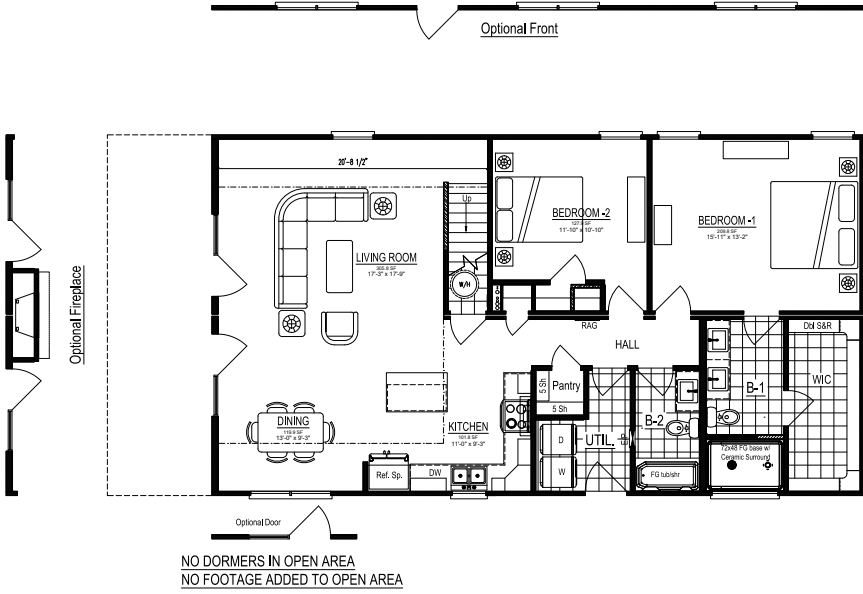
FLOOR PLAN FEATURES

Open-Concept
Unfinished Upstairs
Expansive Views

Vaulted Living Room
Kitchen Island
Kitchen Pantry
Loft Space

Primary Walk-in Closet
Built-in Shelving
4x6' Luxury Ceramic Shower

BOONE



*Suggested Upstairs Layout if Finished**

First Floor: 1,382 Sq. Ft. Finished | Second Floor: Up To 652 Sq. Ft. Unfinished | **Total Potential Square Footage: 2,394**


CUSTOMIZE YOUR HOME




HIDDEN PANTRY




CUSTOM RANGEHOODS



DECOR BEAMS



LUXURY SHOWER




PET SHOWER



WOODEN PANTRY




TRIPLE WINDOW SINK



FEATURE WALL



WOODEN RACKS



PUPPY NICHE



BROOKDALE



**Exterior Shown with Standard 7/12 Roof Pitch
Shown with Porch and Optional Exterior Features**

These are artist renditions for sales purposes only. Refer to working drawings for actual dimensions.
© 2025 Cavco Martinsville, Inc./Nationwide Series. All Rights Reserved.



**Alternate Exterior:
BROOKDALE**



**Similar Option:
GARLAND**



**Similar Option:
HEARTLAND 1 END-ENTRY**

**NATIONWIDE
SERIES**

**SQ. FT.
1,382**

**BEDS
3**

**BATHS
2**

**STORIES
1**

**WIDTH
27'8"**

**DEPTH
52'0"**

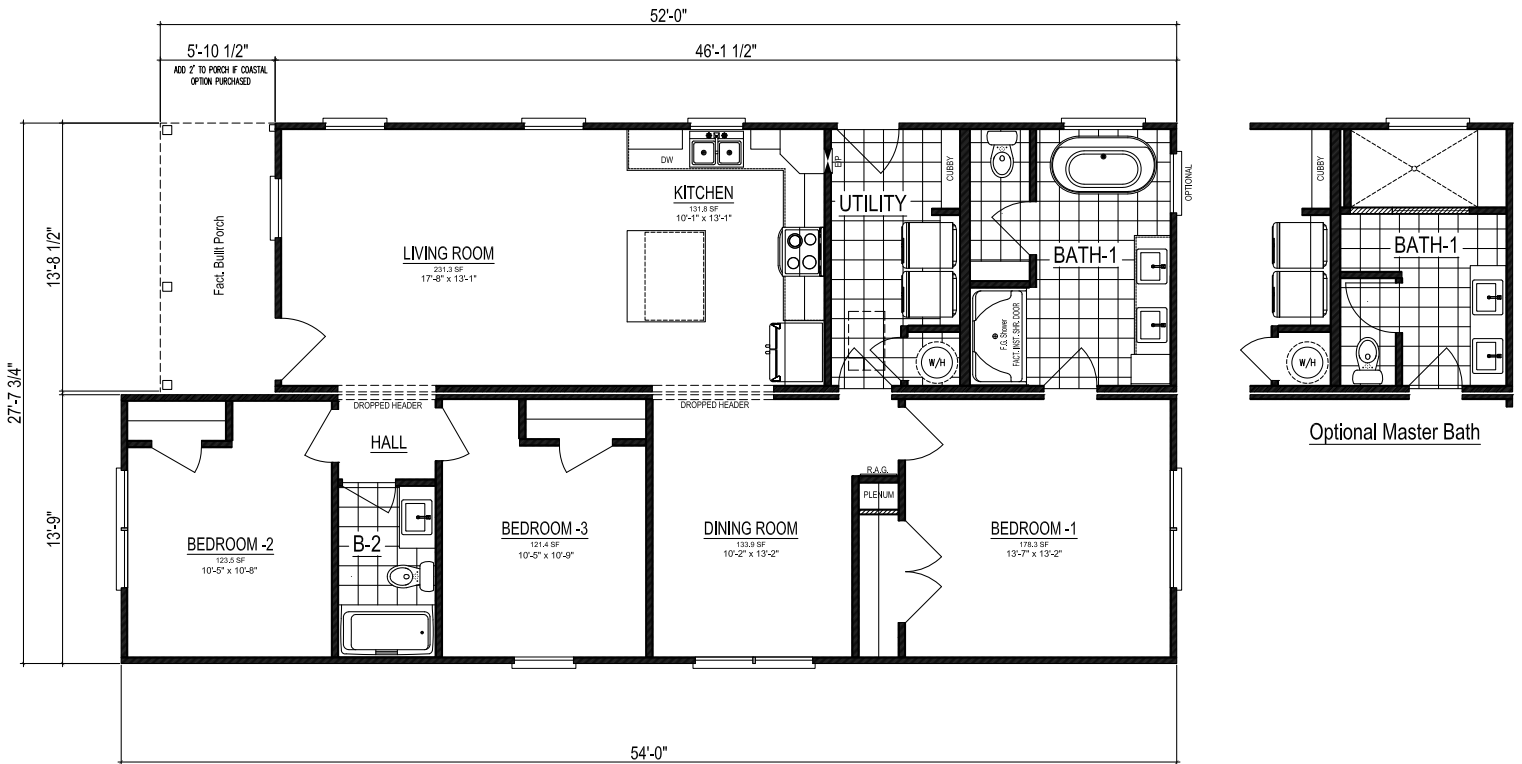
FLOOR PLAN FEATURES

Factory Built Porch
Open-Concept
Split-Bedroom Design
Expanded Kitchen Island

Expansive Utility Room
Built-in Cubby & Bench
Private Water Closet

Freestanding Bathtub
Walk-in Shower
Built-in Linen
Linen Cabinet

BROOKDALE



Total Finished Square Footage: 1,382


CUSTOMIZE YOUR HOME




HIDDEN PANTRY




CUSTOM RANGEHOODS



DECOR BEAMS



LUXURY SHOWER




PET SHOWER



WOODEN PANTRY




TRIPLE WINDOW SINK



FEATURE WALL



WOODEN RACKS



PUPPY NICHE



CAMILLA



**Exterior Shown with Standard 7/12 Roof Pitch
Shown with Porch and Optional Exterior Features**

These are artist renditions for sales purposes only. Refer to working drawings for actual dimensions.
© 2025 Cavco Martinsville, Inc./Nationwide Series. All Rights Reserved.



**Alternate Exterior:
CAMILLA**



**Gable End View:
CAMILLA**



**Similar Option:
HEARTLAND 1 END-ENTRY**

**NATIONWIDE
SERIES**

**SQ. FT.
1,405**

**BEDS
3**

**BATHS
2**

**STORIES
1**

**WIDTH
54'0"**

**DEPTH
27'8"**

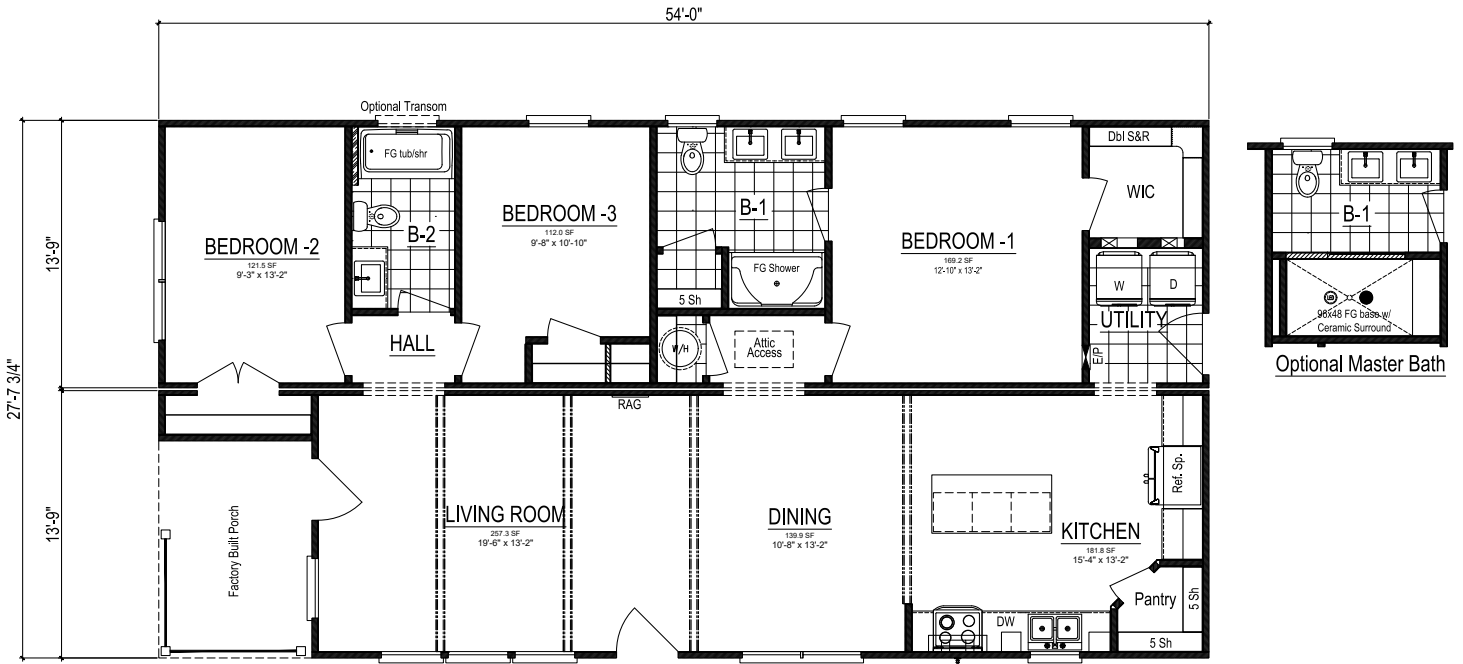
FLOOR PLAN FEATURES

Factory Built Porch
Open-Concept
Front or Side Entry

Extended Kitchen Island
Walk-in Kitchen Pantry

Primary Walk-in Closet
Walk-in Shower
Linen Closet

CAMILLA



Total Finished Square Footage: 1,405


CUSTOMIZE YOUR HOME




HIDDEN PANTRY




CUSTOM RANGEHOODS



DECOR BEAMS



LUXURY SHOWER




PET SHOWER



WOODEN PANTRY




TRIPLE WINDOW SINK



FEATURE WALL



WOODEN RACKS



PUPPY NICHE



CHATHAM I



Exterior Shown with Standard 7/12 Roof Pitch
Shown with Porch and Optional Exterior Features

These are artist renditions for sales purposes only. Refer to working drawings for actual dimensions.
© 2025 Cavco Martinsville, Inc./Nationwide Series. All Rights Reserved.



Alternate Exterior:
CHATHAM I



Alternate Exterior:
CHATHAM I



Alternate Exterior:
CHATHAM II

NATIONWIDE
SERIES

SQ. FT.
1,714

BEDS
3

BATHS
2.5

STORIES
2

WIDTH
27'8"

DEPTH
34'0"

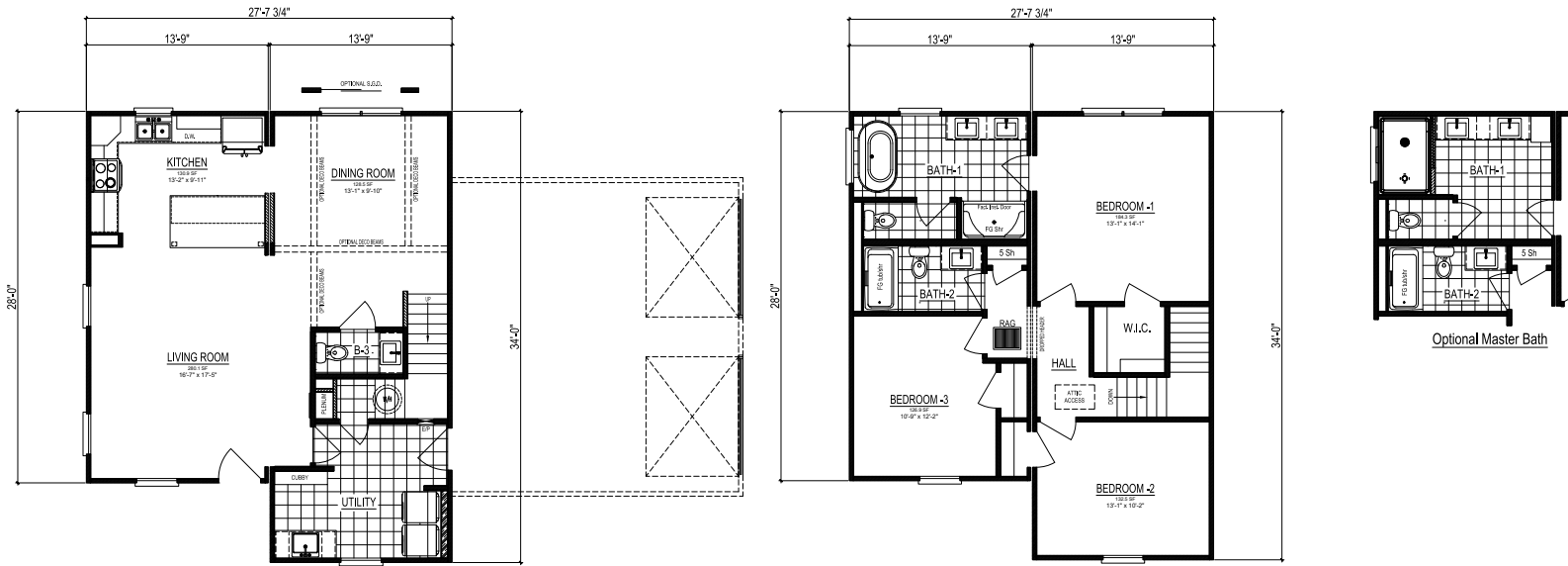
FLOOR PLAN FEATURES

Open-Concept
Expansive Kitchen Island
Generous Utility Room

Built-in Cubby & Bench
Utility Room Sink
Hall Closet
Primary Walk-in Closet






Freestanding Bathtub
Walk-in Shower
Private Water Closet

CHATHAM I



Total Finished Square Footage: 1,714

CUSTOMIZE YOUR HOME





CHATHAM II



**Exterior Shown with Standard 7/12 Roof Pitch
Shown with Porch and Optional Exterior Features**

These are artist renditions for sales purposes only. Refer to working drawings for actual dimensions.
© 2025 Cavco Martinsville, Inc./Nationwide Series. All Rights Reserved.



**Alternate Exterior:
CHATHAM II**



**Similar Option:
TRADITION**



**Similar Option:
CHATHAM I**

**NATIONWIDE
SERIES**

**SQ. FT.
2,130**

**BEDS
3**

**BATHS
2.5**

**STORIES
2**

**WIDTH
41'7"**

**DEPTH
38'0"**

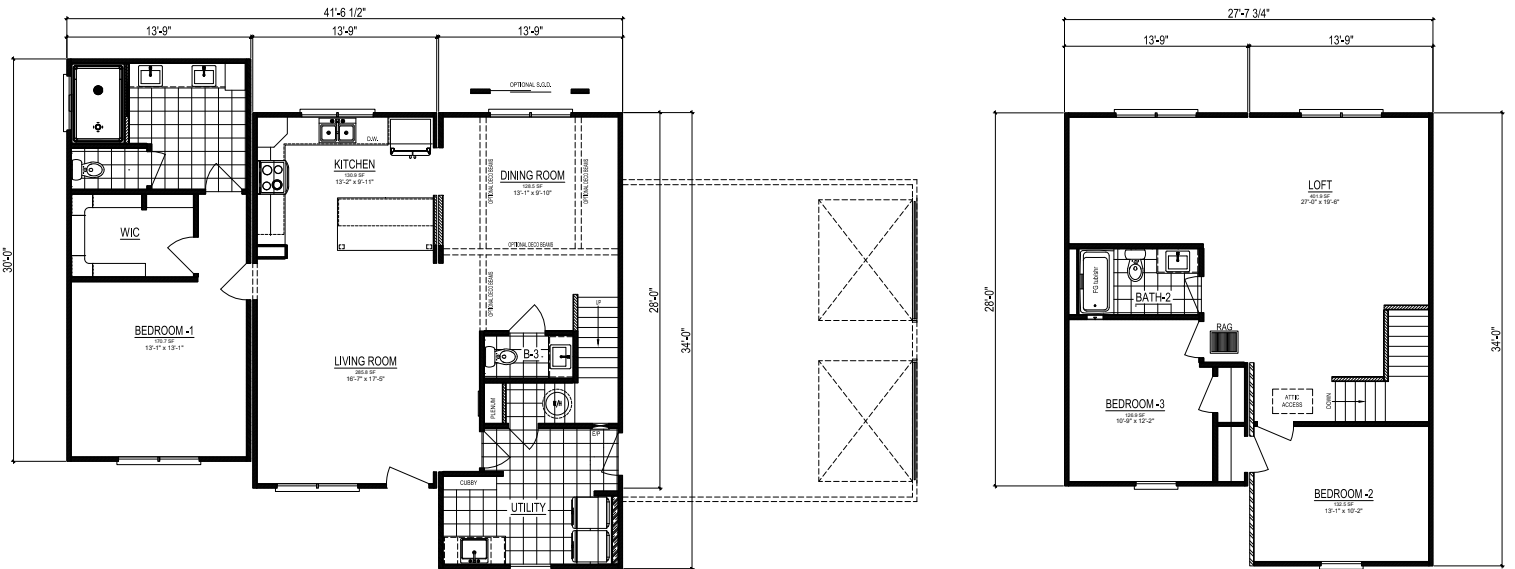
FLOOR PLAN FEATURES

Open-Concept
Expansive Kitchen Island
Upstairs Loft Space

Expansive Utility Room
Built-in Cubby & Bench
Utility Room Sink

Private Walk-in Closet
4x6' Luxury Ceramic Shower
Linen Cabinet

CHATHAM II



Total Finished Square Footage: 2,130


CUSTOMIZE YOUR HOME




HIDDEN PANTRY




CUSTOM RANGEHOODS



DECOR BEAMS



LUXURY SHOWER




PET SHOWER



WOODEN PANTRY




TRIPLE WINDOW SINK



FEATURE WALL



WOODEN RACKS



PUPPY NICHE




CRAVEN I



Exterior Shown with Standard 7/12 Roof Pitch
Shown with Porch and Optional Exterior Features

These are artist renditions for sales purposes only. Refer to working drawings for actual dimensions.
© 2025 Cavco Martinsville, Inc./Nationwide Series. All Rights Reserved.

Similar Option:
CRAVEN II



Similar Option:
CRAVEN III



Similar Option:
FREMONT



NATIONWIDE
SERIES

SQ. FT.
1,052

BEDS
2

BATHS
2

STORIES
1

WIDTH
27'8"

DEPTH
42'0"

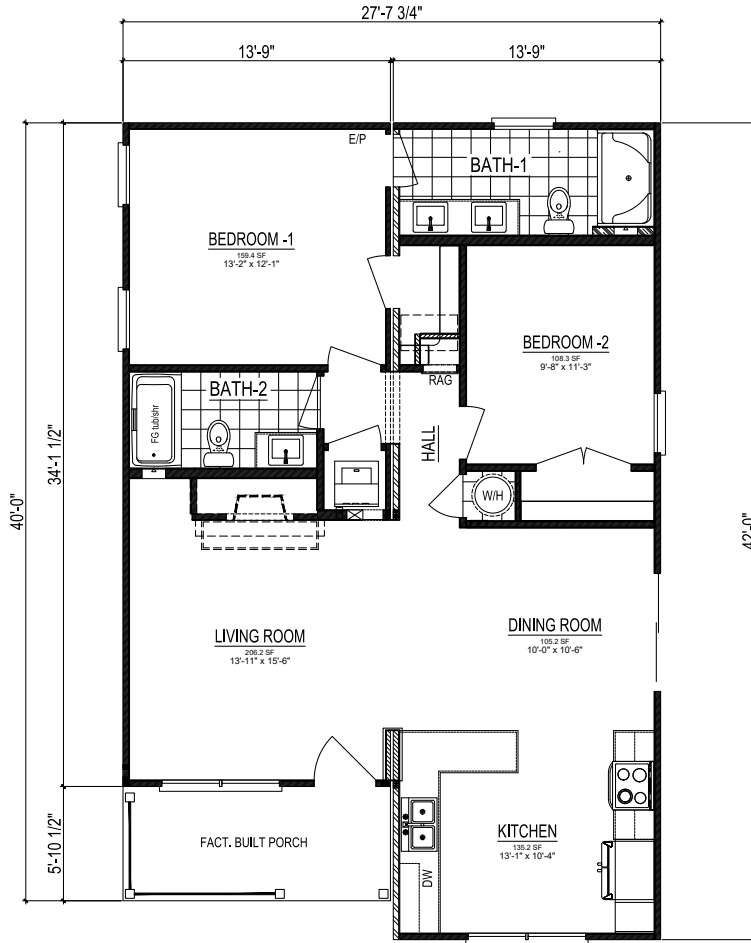
FLOOR PLAN FEATURES

Factory Built Porch
Open-Concept

Great Room Design
Kitchen Peninsula Design

Primary Walk-in Closet
Walk-in Shower

CRAVEN I



Total Finished Square Footage: 1,052


CUSTOMIZE YOUR HOME




HIDDEN PANTRY




CUSTOM RANGEHOODS



DECOR BEAMS



LUXURY SHOWER




PET SHOWER



WOODEN PANTRY




TRIPLE WINDOW SINK



FEATURE WALL



WOODEN RACKS



PUPPY NICHE



CRAVEN II



Exterior Shown with Standard 12/12 Roof Pitch
Shown with Porch and Optional Exterior Features

These are artist renditions for sales purposes only. Refer to working drawings for actual dimensions.
© 2025 Cavco Martinsville, Inc./Nationwide Series. All Rights Reserved.



Similar Option:
CRAVEN I



Similar Option:
CRAVEN III



Similar Option:
FREMONT

NATIONWIDE
SERIES

UP TO
SQ. FT.
1,887

BEDS
2+

BATHS
2+

STORIES
1.5

WIDTH
27'8"

DEPTH
42'0"

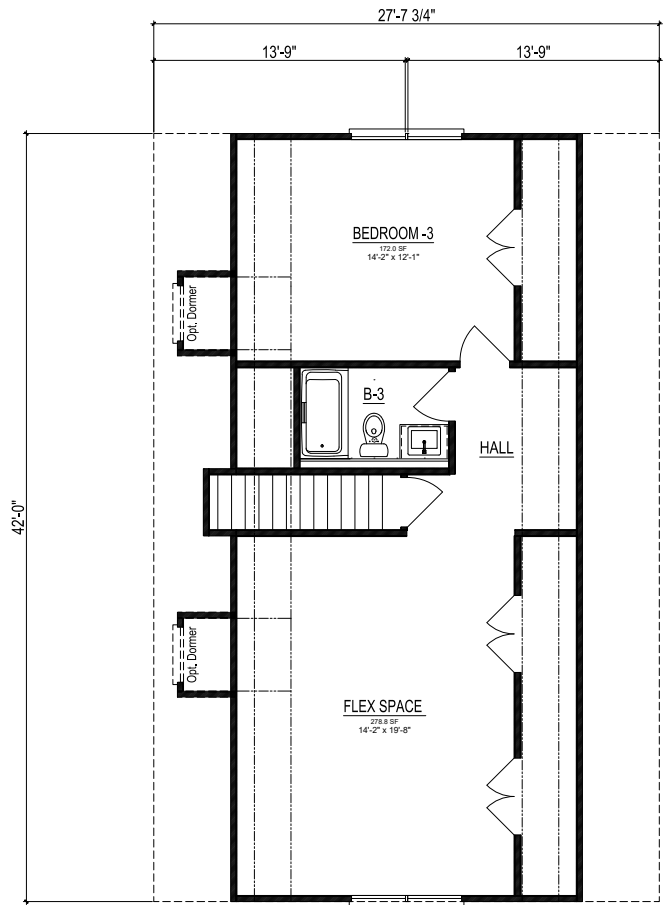
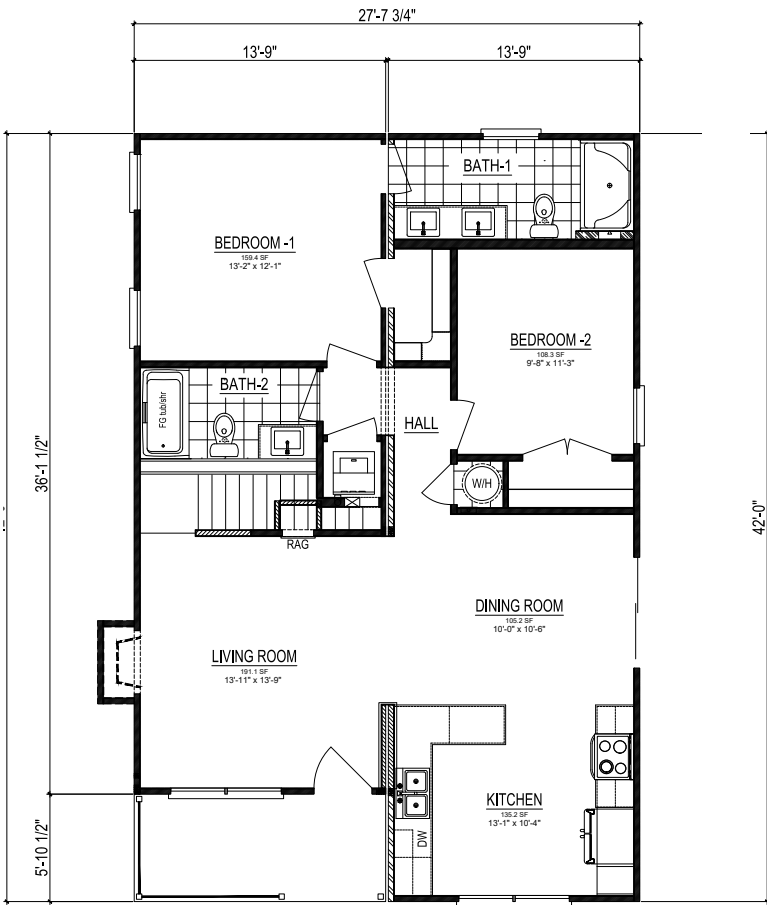
FLOOR PLAN FEATURES

Factory Built Porch
Unfinished Upstairs

Open-Concept
Great Room Design
Upstairs Flex Space

Kitchen Peninsula Design
Primary Walk-in Closet


CRAVEN II



*Suggested Upstairs Layout if Finished**

First Floor: 1,079 Sq. Ft. Finished | Second Floor: 808 Sq. Ft. Unfinished | **Total Potential Square Footage: 1,887**

CUSTOMIZE YOUR HOME



HIDDEN PANTRY

CUSTOM RANGEHOODS

DECOR BEAMS

LUXURY SHOWER

PET SHOWER

WOODEN PANTRY

TRIPLE WINDOW SINK

FEATURE WALL

WOODEN RACKS

PUPPY NICHE



CRAVEN III



Exterior Shown with Standard 12/12 Roof Pitch
Shown with Porch and Optional Exterior Features

These are artist renditions for sales purposes only. Refer to working drawings for actual dimensions.
© 2025 Cavco Martinsville, Inc./Nationwide Series. All Rights Reserved.



Similar Option:
CRAVEN II



Similar Option:
CRAVEN II



Similar Option:
FREMONT

NATIONWIDE
SERIES

UP TO
SQ. FT.
1,887

BEDS
1+

BATHS
1.5+

STORIES
1.5

WIDTH
27'8"

DEPTH
42'0"

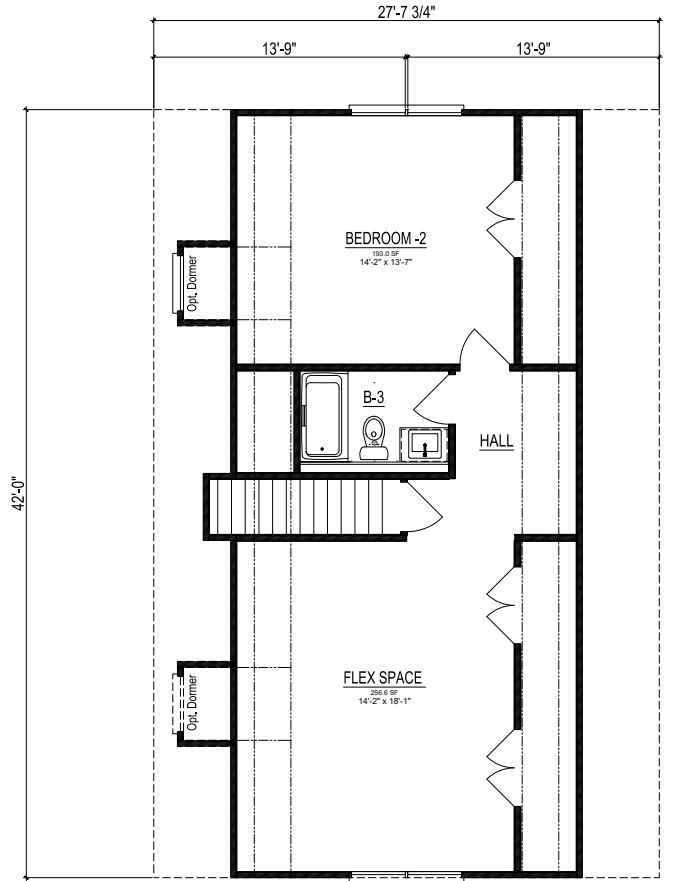
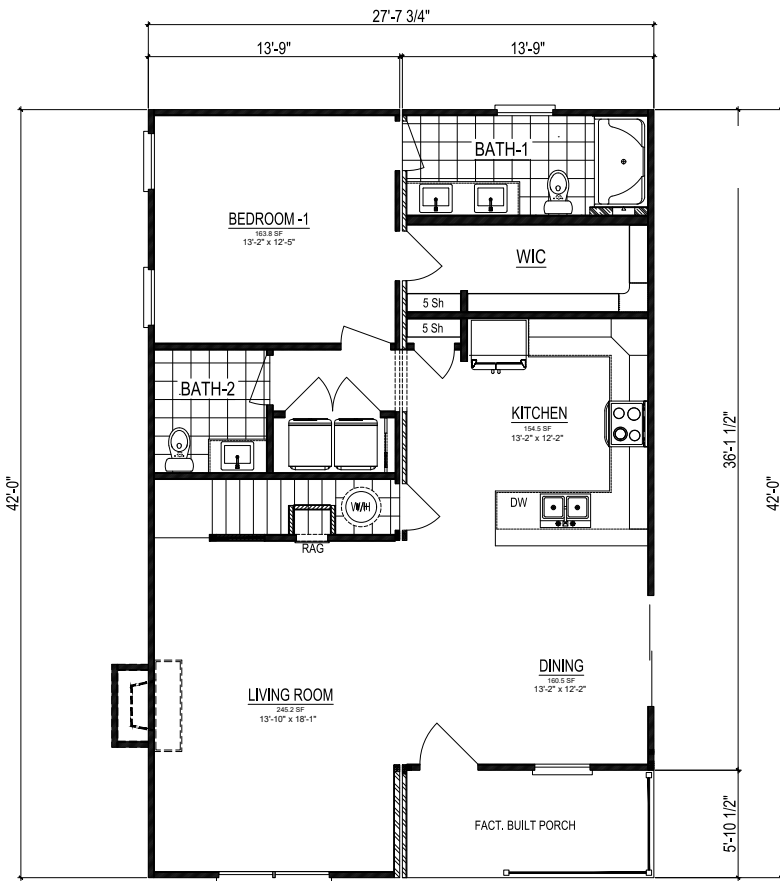
FLOOR PLAN FEATURES

Factory Built Porch
Versatile Family of Plans
Unfinished Upstairs

Open-Concept
Great Room Design
Upstairs Flex Space

Kitchen Peninsula Design
Primary Walk-in Closet

CRAVEN III



*Suggested Upstairs Layout if Finished**

First Floor: 1,079 Sq. Ft. Finished | Second Floor: 808 Sq. Ft. Unfinished | **Total Potential Square Footage: 1,887**


CUSTOMIZE YOUR HOME




HIDDEN PANTRY




CUSTOM RANGEHOODS



DECOR BEAMS



LUXURY SHOWER




PET SHOWER



WOODEN PANTRY




TRIPLE WINDOW SINK



FEATURE WALL



WOODEN RACKS



PUPPY NICHE



DOWNINGTOWN



**Exterior Shown with Standard 7/12 Roof Pitch
Shown with Porch and Optional Exterior Features**

These are artist renditions for sales purposes only. Refer to working drawings for actual dimensions.
© 2025 Cavco Martinsville, Inc./Nationwide Series. All Rights Reserved.

**Alternate Exterior
DOWNINGTOWN**



**Alternate Exterior
DOWNINGTOWN**



**Similar Option:
WHITFIELD**



**NATIONWIDE
SERIES**

**SQ. FT.
1,967**

**BEDS
3**

**BATHS
2.5**

**STORIES
1**

**WIDTH
55'8"**

**DEPTH
44'0"**

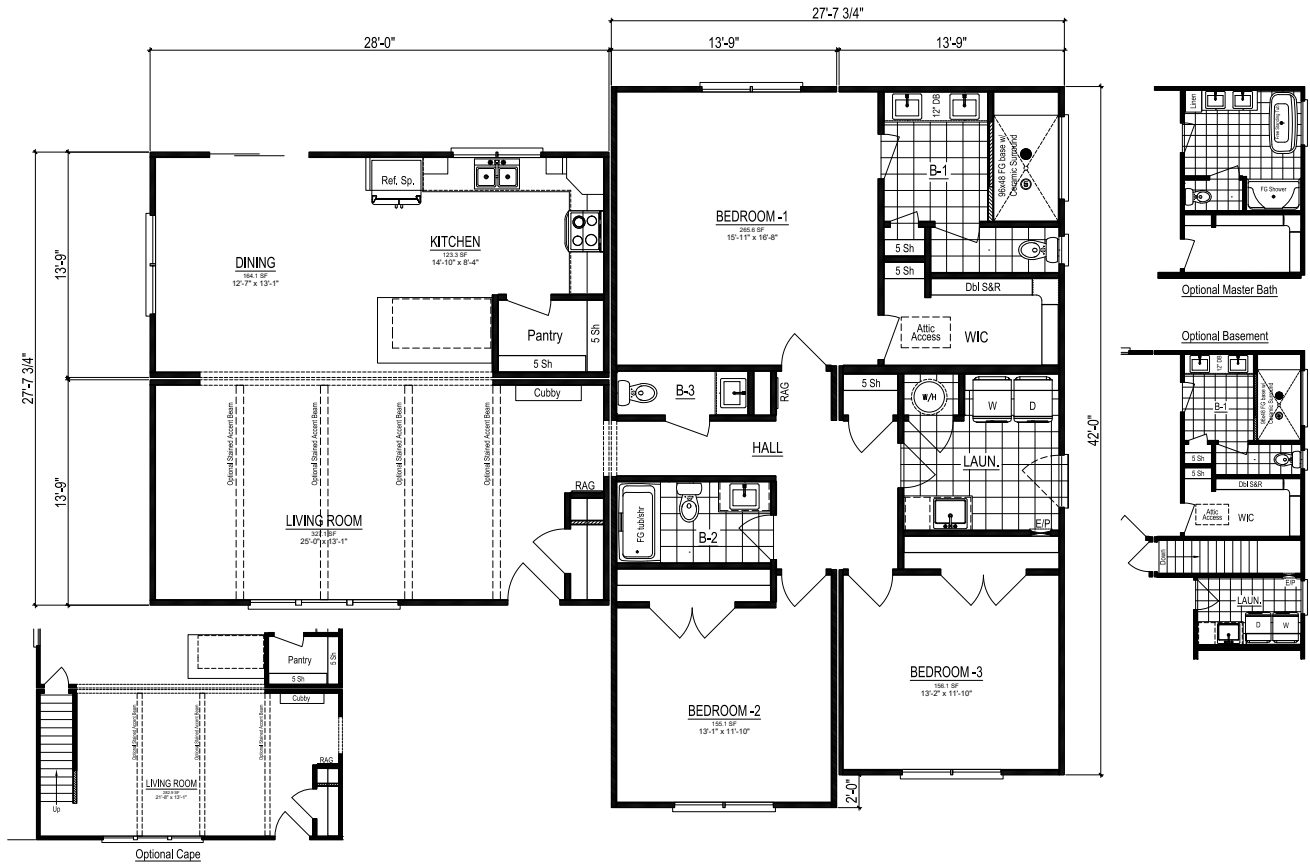
FLOOR PLAN FEATURES

Entry Coat Closet
Built-in Cubby & Bench
Expansive Kitchen Peninsula

Walk-in Kitchen Pantry
4x8' Luxury Ceramic Shower
Bathroom Linen Closet

Primary Walk-in Closet
Hall Linen Closet
Expansive Utility Room

DOWNINGTOWN



Total Finished Square Footage: 1,967


CUSTOMIZE YOUR HOME




HIDDEN PANTRY




CUSTOM RANGEHOODS



DECOR BEAMS



LUXURY SHOWER




PET SHOWER



WOODEN PANTRY



TRIPLE WINDOW SINK



FEATURE WALL



WOODEN RACKS



PUPPY NICHE



FARMHOUSE I



**Exterior Shown with Standard 12/12 Roof Pitch
Shown with Porch and Optional Exterior Features**

These are artist renditions for sales purposes only. Refer to working drawings for actual dimensions.
© 2025 Cavco Martinsville, Inc./Nationwide Series. All Rights Reserved.



**Alternate Exterior
FARMHOUSE I**



**Similar Option:
FARMHOUSE II**



**Similar Option:
FARMHOUSE V**

**NATIONWIDE
SERIES**

UP TO
SQ. FT.
1,823

BEDS
3

BATHS
2.5

STORIES
2

WIDTH
37'11"

DEPTH
42'0"

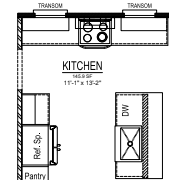
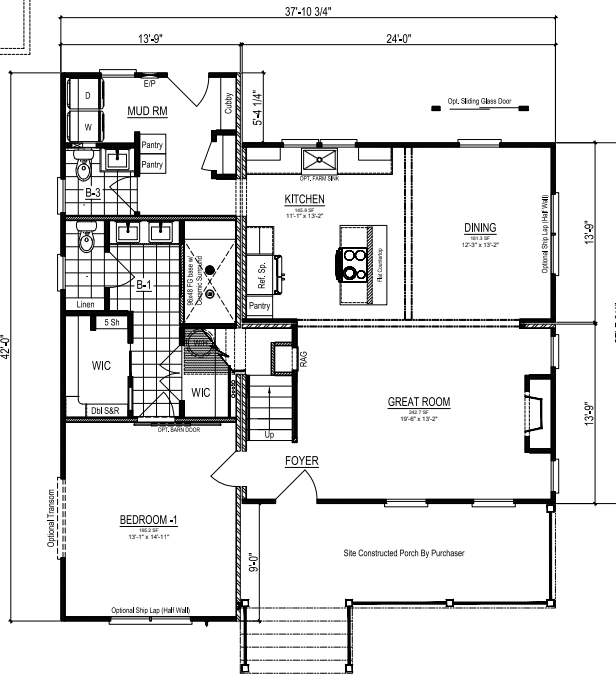
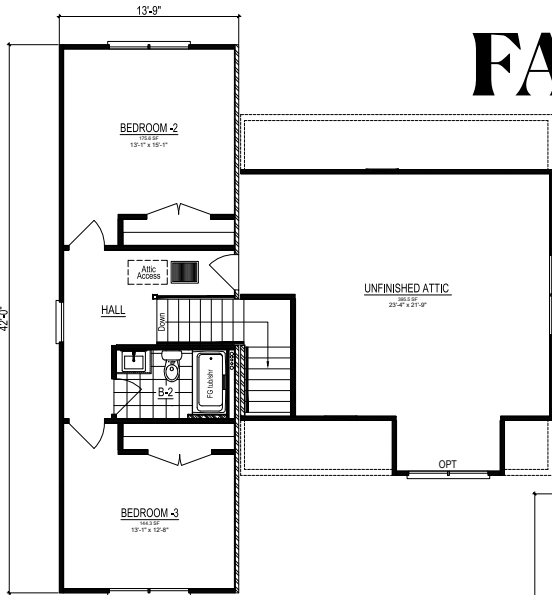
FLOOR PLAN FEATURES

Open-Concept
Expansive Mudroom
Built-in Cubby & Bench

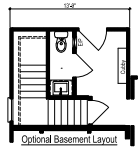
Unfinished Space for Expansion
Kitchen Island for Cooking
Main Level Primary Suite
Dual Primary Suite Closets

4x8' Luxury Ceramic Shower
Primary Walk-in Closet
Built-in Primary Bath Linen

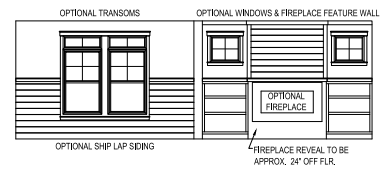
FARMHOUSE I



Optional Kitchen Layout



Optional Basement Layout



OPTIONAL TRANSOMS

OPTIONAL WINDOWS & FIREPLACE FEATURE WALL

OPTIONAL SHIP LAP SIDING

OPTIONAL FIREPLACE
*FIREPLACE REVEAL TO BE APPROX. 24" OFF FLR.



SCAN FOR VIDEO TOUR

First Floor: 1,245 Sq. Ft. Finished | Second Floor: 578 Sq. Ft. Finished | Second Floor: 465 Sq. Ft. Unfinished
Total Finished Square Footage: 1,887 | Total Potential Square Footage: 2,287


CUSTOMIZE YOUR HOME




HIDDEN PANTRY




CUSTOM RANGEHOODS



DECOR BEAMS



LUXURY SHOWER




PET SHOWER



WOODEN PANTRY




TRIPLE WINDOW SINK



FEATURE WALL



WOODEN RACKS



PUPPY NICHE



FARMHOUSE II

ALTERNATE



Exterior Shown with Standard 12/12 Roof Pitch
Shown with Porch and Optional Exterior Features

These are artist renditions for sales purposes only. Refer to working drawings for actual dimensions.
 © 2025 Cavco Martinsville, Inc./Nationwide Series. All Rights Reserved.



Alternate Exterior
FARMHOUSE II



Similar Option:
FARMHOUSE III CAPE



Similar Option:
FARMHOUSE V

NATIONWIDE
 SERIES

UP TO
 SQ. FT.
 2,281

BEDS
 3

BATHS
 2.5

STORIES
 1.5

WIDTH
 44'0"

DEPTH
 41'7"

FLOOR PLAN FEATURES

Open-Concept
 Expansive Mudroom
 Built-in Cubby & Bench

Expansive Views
 Extended Kitchen Island
 Walk-in Kitchen Pantry
 Main Level Primary Suite

4x8' Luxury Ceramic Shower
 Primary Walk-in Closet
 Built-in Primary Bath Linen



FARMHOUSE II



**Exterior Shown with Standard 12/12 Roof Pitch
Shown with Porch and Optional Exterior Features**

These are artist renditions for sales purposes only. Refer to working drawings for actual dimensions.

© 2025 Cavco Martinsville, Inc./Nationwide Series. All Rights Reserved.



**Alternate Exterior
FARMHOUSE II**



**Similar Option:
FARMHOUSE II ALT.**



**Similar Option:
FARMHOUSE V**

**NATIONWIDE
SERIES**

UP TO
SQ. FT.
2,340

BEDS
3

BATHS
2.5

STORIES
1.5

WIDTH
44'0"

DEPTH
41'7"

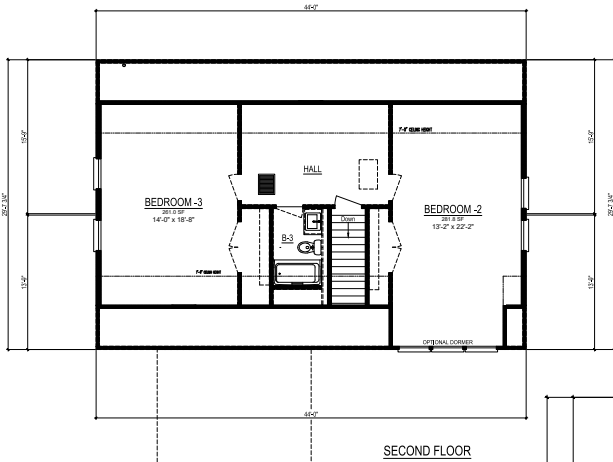
FLOOR PLAN FEATURES

Open-Concept
Expansive Mudroom
Built-in Cubby & Bench
Factory- Built Rear Deck

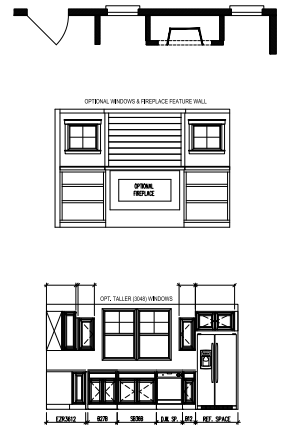
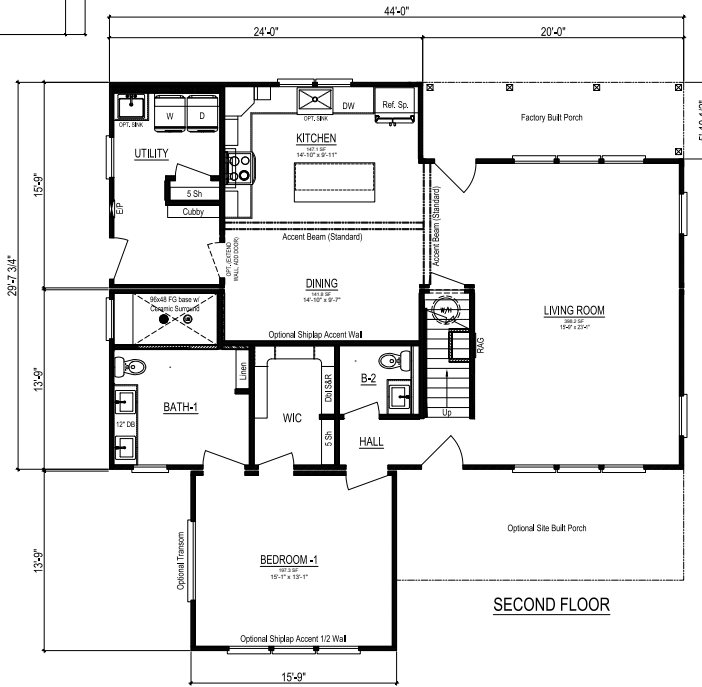
Expansive Views
Extended Kitchen Island
Walk-in Kitchen Pantry
Main Level Primary Suite

4x8' Luxury Ceramic Shower
Primary Walk-in Closet
Built-in Primary Bath Linen

FARMHOUSE II



*Suggested Upstairs Layout if Finished**



SCAN FOR VIDEO TOUR

First Floor: 1,403 Sq. Ft. Finished | Second Floor: 934 Sq. Ft. Unfinished | **Total Potential Square Footage: 2,340**


CUSTOMIZE YOUR HOME




HIDDEN PANTRY




CUSTOM RANGEHOODS



DECOR BEAMS



LUXURY SHOWER




PET SHOWER



WOODEN PANTRY




TRIPLE WINDOW SINK



FEATURE WALL



WOODEN RACKS



PUPPY NICHE



FARMHOUSE III

CAPE VERSION



Exterior Shown with Standard 12/12 Roof Pitch
Shown with Porch and Optional Exterior Features

These are artist renditions for sales purposes only. Refer to working drawings for actual dimensions.
© 2025 Cavco Martinsville, Inc./Nationwide Series. All Rights Reserved.



Similar Option:
FARMHOUSE III RANCH



Similar Option:
FARMHOUSE IV RANCH



Similar Option:
GRANDVIEW V

NATIONWIDE
SERIES

UP TO
SQ. FT.
2,739

BEDS
3+

BATHS
2+

STORIES
1.5

WIDTH
62'0"

DEPTH
29'2"

FLOOR PLAN FEATURES

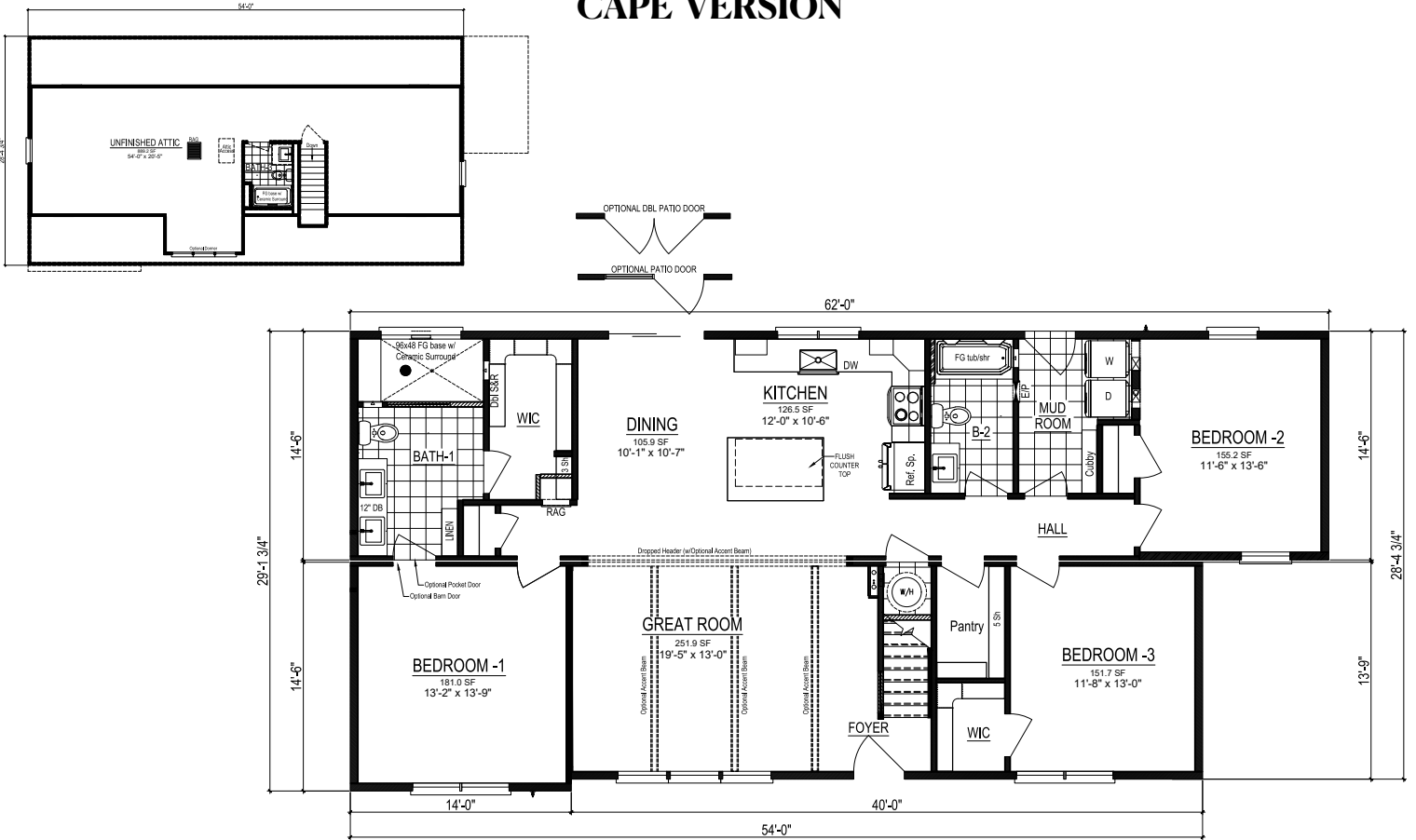
Open-Concept
Formal Foyer
Split-Bedroom Design

Unfinished Space for Expansion
Expansive Mudroom
Built-in Cubby & Bench
Expanded Kitchen Island

4x8' Luxury Ceramic Shower
Primary Walk-in Closet
Built-in Primary Bath Linen

FARMHOUSE III

CAPE VERSION



First Floor: 1,660 Sq. Ft. Finished | Second Floor: 1,079 Sq. Ft. Unfinished | **Total Potential Square Footage: 2,550**


CUSTOMIZE YOUR HOME




HIDDEN PANTRY




CUSTOM RANGEHOODS



DECOR BEAMS



LUXURY SHOWER




PET SHOWER



WOODEN PANTRY




TRIPLE WINDOW SINK



FEATURE WALL



WOODEN RACKS



PUPPY NICHE



FARMHOUSE III

RANCH VERSION



Exterior Shown with Standard 7/12 Roof Pitch
Shown with Porch and Optional Exterior Features

These are artist renditions for sales purposes only. Refer to working drawings for actual dimensions.
 © 2025 Cavco Martinsville, Inc./Nationwide Series. All Rights Reserved.



NATIONWIDE
 SERIES

SQ. FT.
 1,632

BEDS
 3

BATHS
 2

STORIES
 1

WIDTH
 62'0"

DEPTH
 29'2"

FLOOR PLAN FEATURES

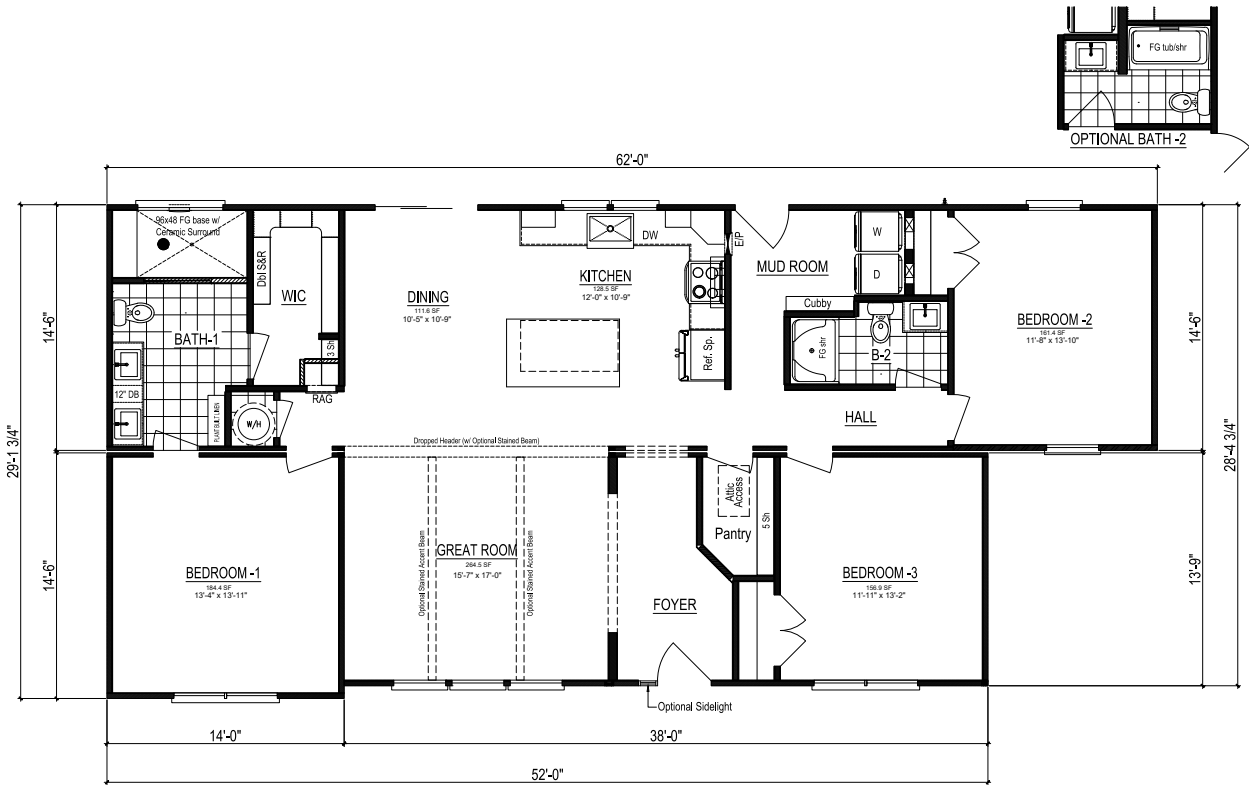
Open-Concept
 Formal Foyer
 Split-Bedroom Design

Expansive Mudroom
 Built-in Cubby & Bench
 Expanded Kitchen Island
 Walk-in Kitchen Pantry

4x8' Luxury Ceramic Shower
 Primary Walk-in Closet
 Built-in Primary Bath Linen

FARMHOUSE III

RANCH VERSION



Total Finished Square Footage: 1,632


CUSTOMIZE YOUR HOME




HIDDEN PANTRY




CUSTOM RANGEHOODS



DECOR BEAMS



LUXURY SHOWER




PET SHOWER



WOODEN PANTRY



TRIPLE WINDOW SINK



FEATURE WALL



WOODEN RACKS



PUPPY NICHE



FARMHOUSE IV

CAPE VERSION



Exterior Shown with Standard 12/12 Roof Pitch
Shown with Porch and Optional Exterior Features

These are artist renditions for sales purposes only. Refer to working drawings for actual dimensions.
© 2025 Cavco Martinsville, Inc./Nationwide Series. All Rights Reserved.

Similar Option:
FARMHOUSE IV RANCH



Similar Option:
FARMHOUSE III CAPE



Similar Option:
FARMHOUSE V



NATIONWIDE
SERIES

UP TO
SQ. FT.
2,590

BEDS
3+

BATHS
2.5+

STORIES
1.5

WIDTH
60'0"

DEPTH
27'8"

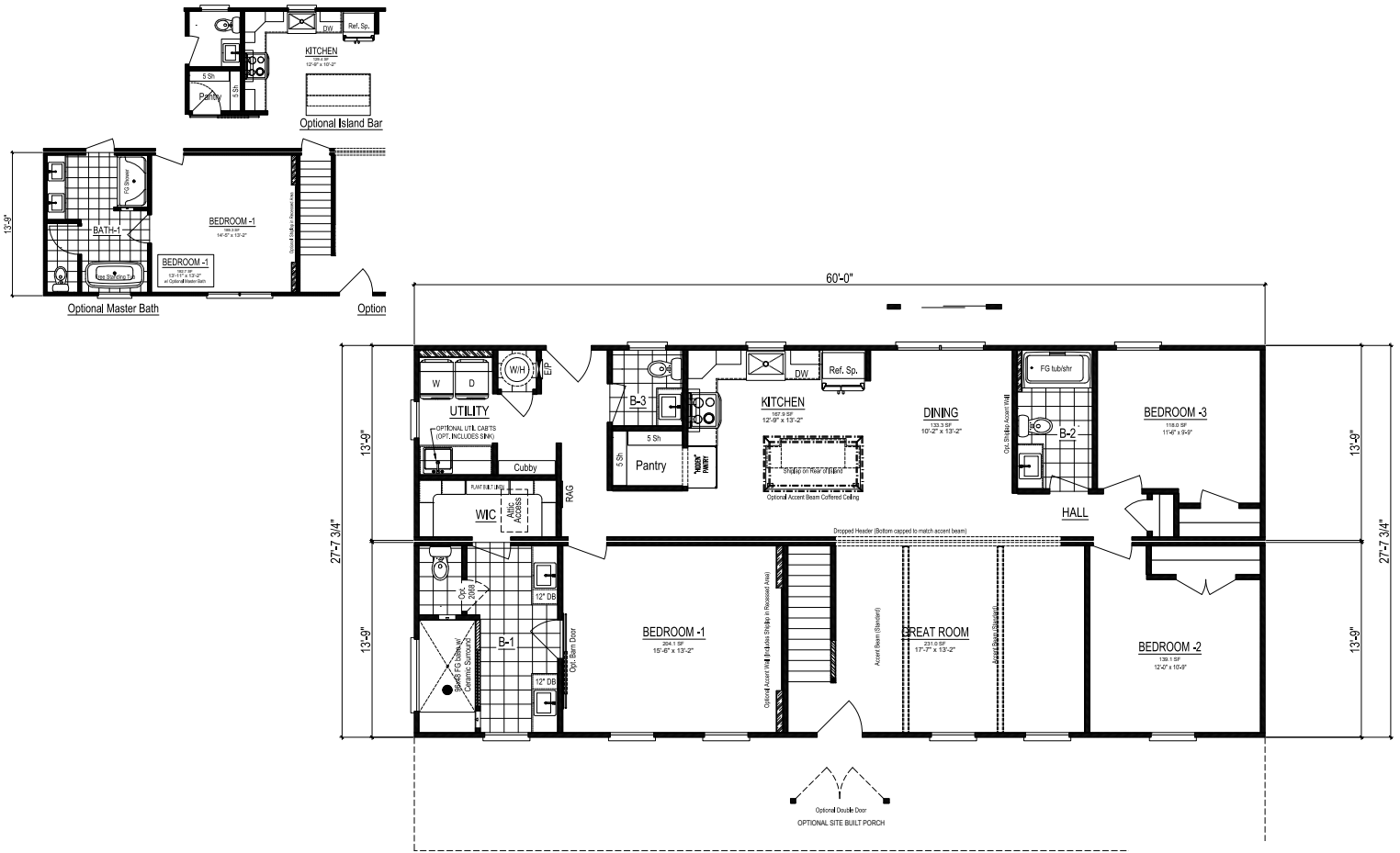
FLOOR PLAN FEATURES

Open-Concept
Expansive Mudroom
Split-Bedroom Design
Hall Closet

Unfinished Space for Expansion
Expanded Kitchen Island
Walk-in Kitchen Pantry

Built-in Cubby & Bench
4x8' Luxury Ceramic Shower
Primary Walk-in Closet
Dual Primary Vanities

FARMHOUSE IV CAPE VERSION



First Floor: 1,659 Sq. Ft. Finished | Second Floor: 931 Sq. Ft. Unfinished | **Total Potential Square Footage: 2,590**


CUSTOMIZE YOUR HOME




HIDDEN PANTRY




CUSTOM RANGEHOODS



DECOR BEAMS



LUXURY SHOWER




PET SHOWER



WOODEN PANTRY




TRIPLE WINDOW SINK



FEATURE WALL



WOODEN RACKS



PUPPY NICHE



FARMHOUSE IV

RANCH VERSION



**Exterior Shown with Standard 7/12 Roof Pitch
Shown with Porch and Optional Exterior Features**

These are artist renditions for sales purposes only. Refer to working drawings for actual dimensions.
© 2025 Cavco Martinsville, Inc./Nationwide Series. All Rights Reserved.

Alternate Exterior
FARMHOUSE IV RANCH



Similar Option:
FARMHOUSE III RANCH



Similar Option:
GRANDVIEW I



NATIONWIDE
SERIES

SQ. FT.
1,659

BEDS
3

BATHS
2.5

STORIES
1

WIDTH
60'0"

DEPTH
27'8"

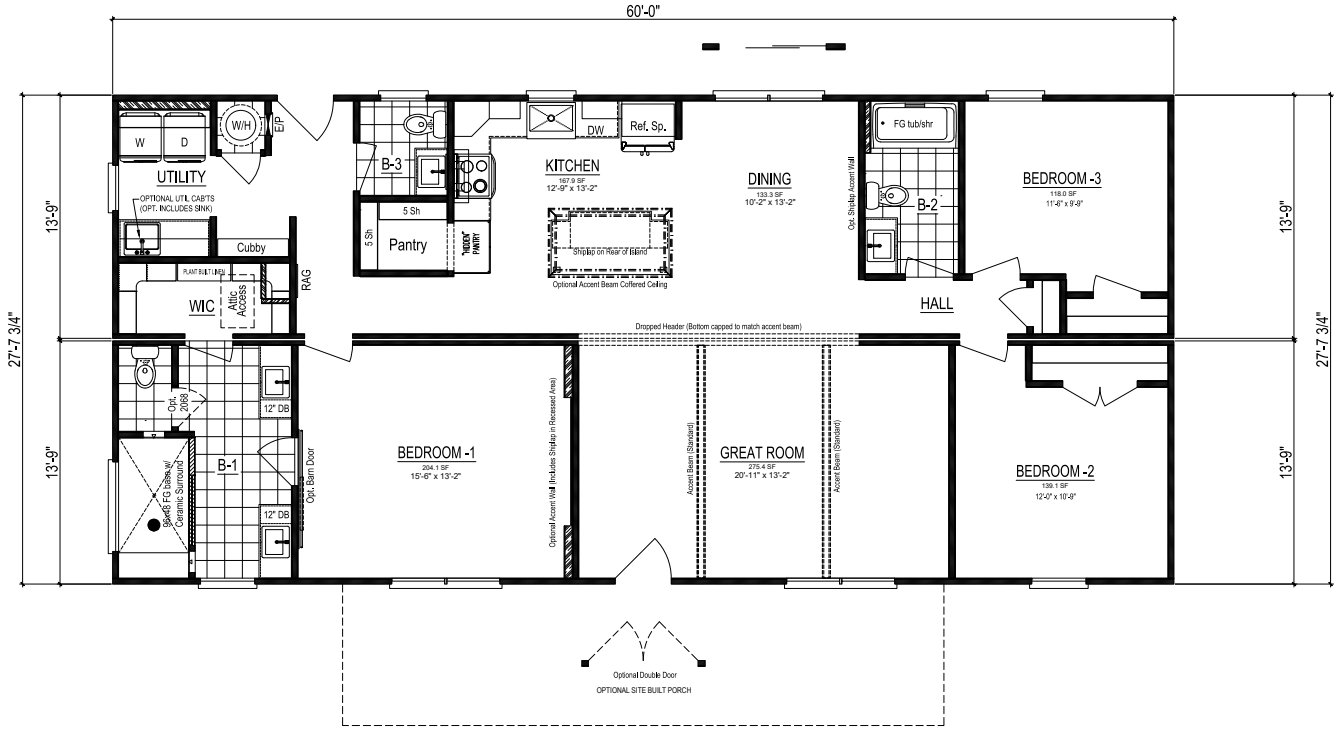
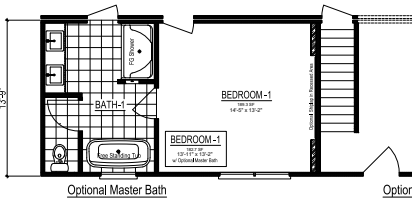
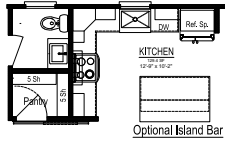
FLOOR PLAN FEATURES

Open-Concept
Expansive Mudroom
Split-Bedroom Design

Built-in Cubby & Bench
Expanded Kitchen Island
Walk-in Kitchen Pantry





4x8' Luxury Ceramic Shower
Primary Walk-in Closet
Dual Primary Vanities

FARMHOUSE IV RANCH VERSION



Total Finished Square Footage: 1,659

CUSTOMIZE YOUR HOME





FARMHOUSE V



**Exterior Shown with Standard 12/12 Roof Pitch
Shown with Porch and Optional Exterior Features**

These are artist renditions for sales purposes only. Refer to working drawings for actual dimensions.
© 2025 Cavco Martinsville, Inc./Nationwide Series. All Rights Reserved.



Similar Option:
BLUE RIDGE



Similar Option:
FARMHOUSE III CAPE



Similar Option:
GRANDVIEW III

NATIONWIDE
SERIES

UP TO
SQ. FT.
2,250

BEDS
3

BATHS
2.5

STORIES
1.5

WIDTH
48'0"

DEPTH
27'8"

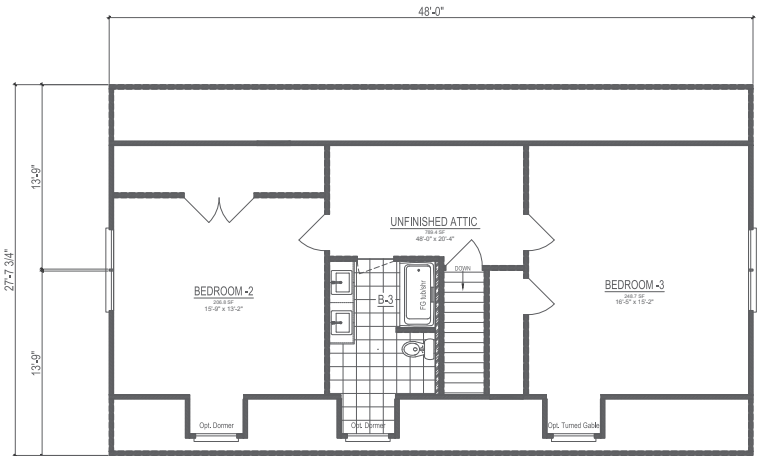
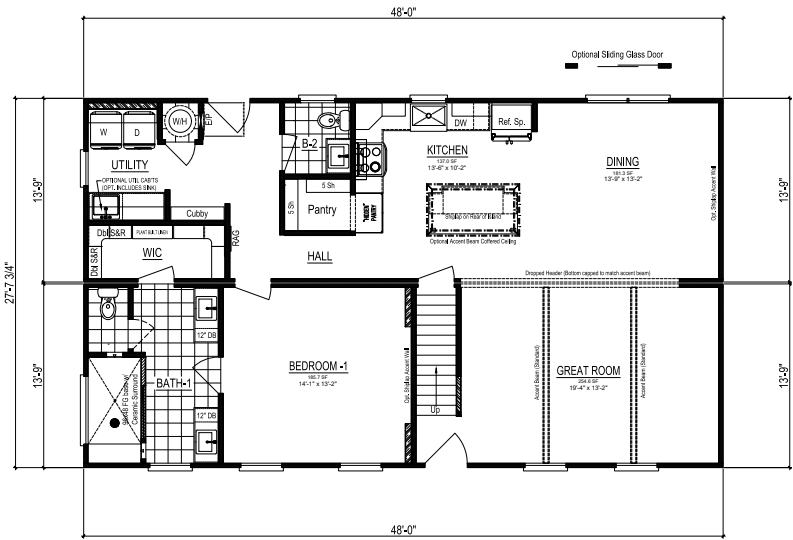
FLOOR PLAN FEATURES

Open-Concept
Expansive Mudroom
Generous Secondary Bedrooms

Built-in Cubby & Bench
Expanded Kitchen Island
Walk-in Kitchen Pantry

4x8' Luxury Ceramic Shower
Primary Walk-in Closet
Dual Primary Vanities

FARMHOUSE V



*Suggested Upstairs Layout if Finished**

First Floor: 1,327 Sq. Ft. Finished | Second Floor: 923 Sq. Ft. Unfinished | **Total Potential Square Footage: 2,250**


CUSTOMIZE YOUR HOME




HIDDEN PANTRY




CUSTOM RANGEHOODS



DECOR BEAMS



LUXURY SHOWER




PET SHOWER



WOODEN PANTRY




TRIPLE WINDOW SINK



FEATURE WALL



WOODEN RACKS



PUPPY NICHE



FARMHOUSE VI



Exterior Shown with Standard 7/12 Roof Pitch
Shown with Porch and Optional Exterior Features

These are artist renditions for sales purposes only. Refer to working drawings for actual dimensions.
© 2025 Cavco Martinsville, Inc./Nationwide Series. All Rights Reserved.



Alternate Exterior
FARMHOUSE VI



Similar Option:
HOMESTEAD VII



Similar Option:
CHATHAM I

NATIONWIDE
SERIES

SQ. FT.
2,179

BEDS
4

BATHS
3.5

STORIES
2

WIDTH
30'0"

DEPTH
41'7"

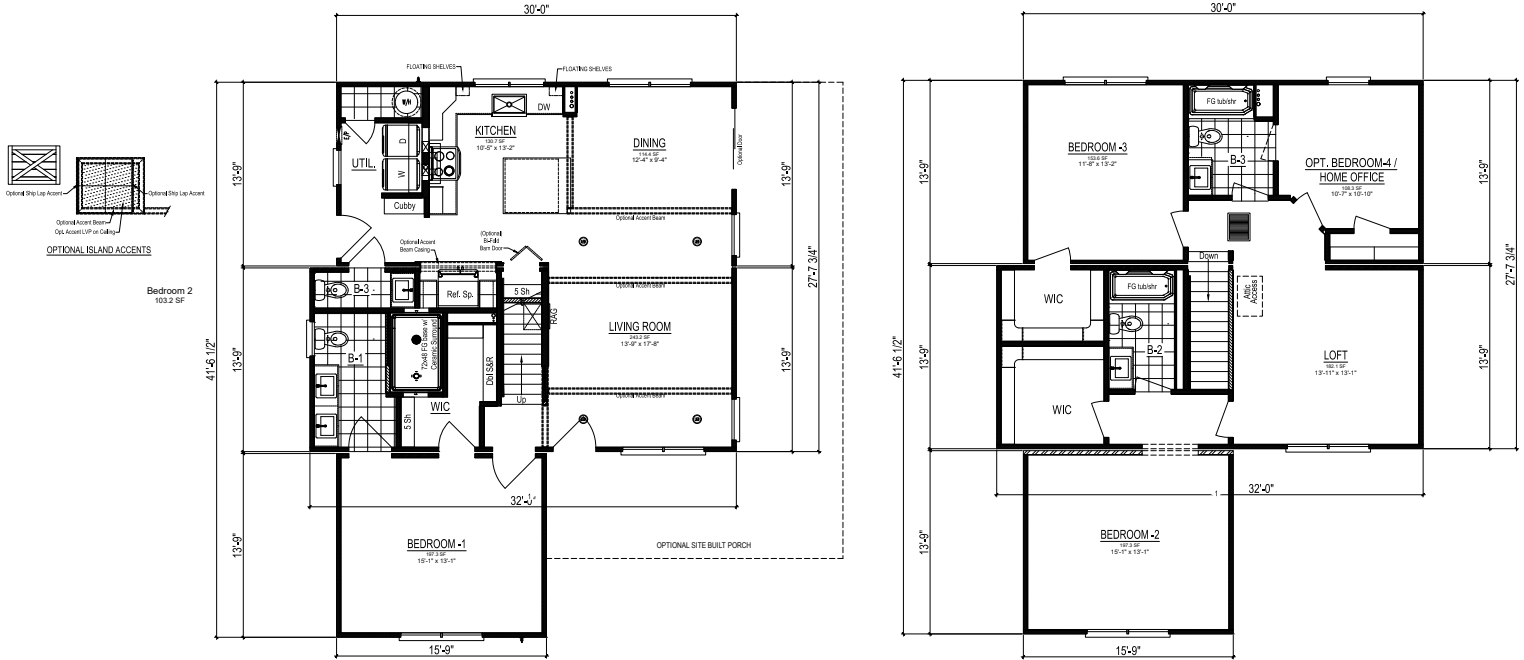
FLOOR PLAN FEATURES

Open-Concept
Expanded Kitchen Island
Kitchen Pantry

Expansive Utility Room
Built-In Cubby & Bench
Upstairs Loft Space

Main Level Primary Suite
4x6' Luxury Ceramic Shower
Primary Walk-in Closet

FARMHOUSE VI



Total Potential Square Footage: 2,179


CUSTOMIZE YOUR HOME




HIDDEN PANTRY




CUSTOM RANGEHOODS



DECOR BEAMS



LUXURY SHOWER




PET SHOWER



WOODEN PANTRY




TRIPLE WINDOW SINK



FEATURE WALL



WOODEN RACKS



PUPPY NICHE



FREMONT



**Exterior Shown with Standard 7/12 Roof Pitch
Shown with Porch and Optional Exterior Features**

These are artist renditions for sales purposes only. Refer to working drawings for actual dimensions.
© 2025 Cavco Martinsville, Inc./Nationwide Series. All Rights Reserved.



**Similar Option:
BAYVIEW**



**Similar Option:
GARLAND**



**Similar Option:
HEARTLAND 1 END-ENTRY**

**NATIONWIDE
SERIES**

**SQ. FT.
1,386**

**BEDS
3**

**BATHS
2**

**STORIES
1**

**WIDTH
27'8"**

**DEPTH
56'0"**

FLOOR PLAN FEATURES

Factory Built Porch
Open-Concept

Primary Walk-in Closet
Freestanding Bathtub
Primary Built-in Linen

Extended Kitchen Island
Pantry Cabinet

FREMONT



Total Finished Square Footage: 1,386


CUSTOMIZE YOUR HOME




HIDDEN PANTRY




CUSTOM RANGEHOODS



DECOR BEAMS



LUXURY SHOWER




PET SHOWER



WOODEN PANTRY



TRIPLE WINDOW SINK



FEATURE WALL



WOODEN RACKS



PUPPY NICHE



GARLAND



**Exterior Shown with Standard 7/12 Roof Pitch
Shown with Porch and Optional Exterior Features**

These are artist renditions for sales purposes only. Refer to working drawings for actual dimensions.
© 2025 Cavco Martinsville, Inc./Nationwide Series. All Rights Reserved.



Similar Option:
BAYVIEW



Similar Option:
FREMONT



Similar Option:
HEARTLAND 1 END-ENTRY

NATIONWIDE
SERIES

SQ. FT.
1,438

BEDS
3

BATHS
2

STORIES
1

WIDTH
27'8"

DEPTH
56'0"

FLOOR PLAN FEATURES

Factory Built Porch
Open-Concept
Kitchen Peninsula Design

Built-in Cubby & Bench
Hall Closet

Primary Walk-in Closet
Freestanding Bathtub
Walk-in Shower



GLENDALE



**Exterior Shown with Standard 12/12 Roof Pitch
Shown with Porch and Optional Exterior Features**

These are artist renditions for sales purposes only. Refer to working drawings for actual dimensions.
© 2025 Cavco Martinsville, Inc./Nationwide Series. All Rights Reserved.

Similar Option:
BLUE RIDGE



Similar Option:
FARMHOUSE II ALT



Similar Option:
OAK



NATIONWIDE
SERIES

UP TO
SQ. FT.
2,134

BEDS
3

BATHS
2.5

STORIES
1.5

WIDTH
54'0"

DEPTH
27'8"

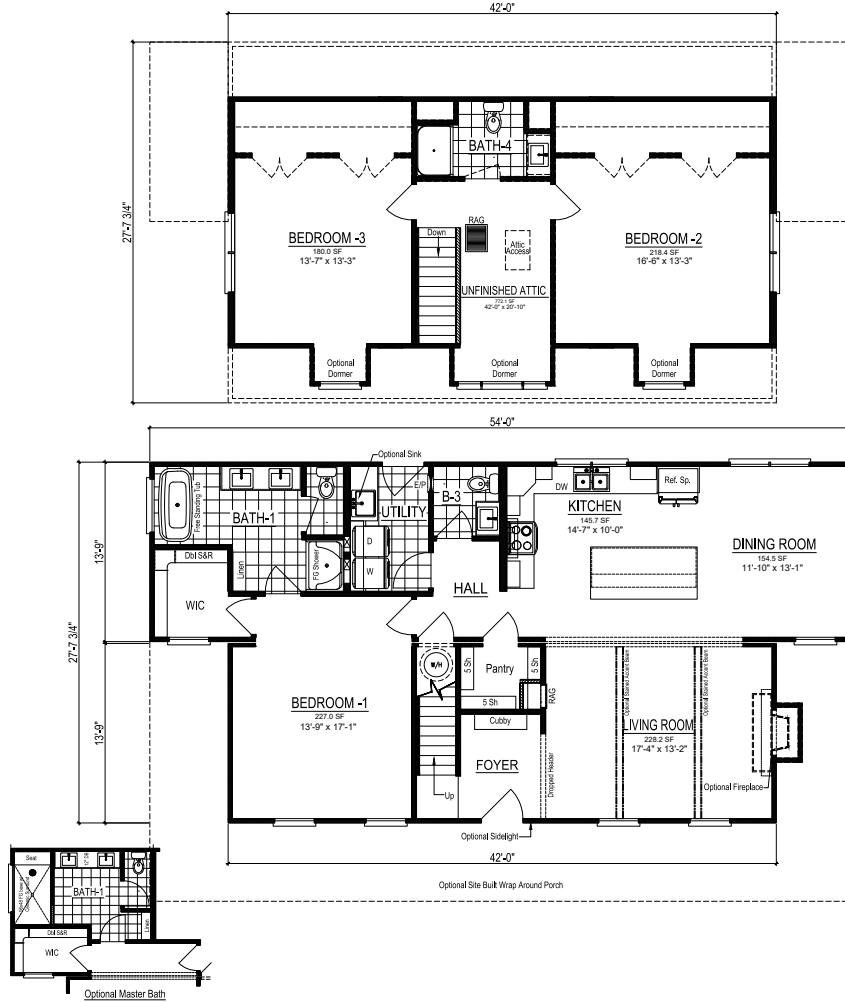
FLOOR PLAN FEATURES

Open-Concept
Designated Foyer
Extended Kitchen Island

Expansive Walk-in Pantry
Primary Walk-in Closet

Freestanding Bathtub
Walk-in Shower
Built-in Linen

GLENDALE



First Floor: 1,326 Sq. Ft. Finished | Second Floor: 808 Sq. Ft. Unfinished | Total Potential Square Footage: 2,134


CUSTOMIZE YOUR HOME




HIDDEN PANTRY




CUSTOM RANGEHOODS



DECOR BEAMS



LUXURY SHOWER




PET SHOWER



WOODEN PANTRY




TRIPLE WINDOW SINK



FEATURE WALL



WOODEN RACKS



PUPPY NICHE



HAMPSTEAD



**Exterior Shown with Standard 7/12 Roof Pitch
Shown with Porch and Optional Exterior Features**

These are artist renditions for sales purposes only. Refer to working drawings for actual dimensions.
© 2025 Cavco Martinsville, Inc./Nationwide Series. All Rights Reserved.



**Alternate Exterior
HAMPSTEAD**



**Similar Option:
FARMHOUSE IV**



**Similar Option:
HEARTLAND V**

**NATIONWIDE
SERIES**

**SQ. FT.
2,212**

**BEDS
3+**

**BATHS
3**

**STORIES
2**

**WIDTH
40'0"**

**DEPTH
27'8"**

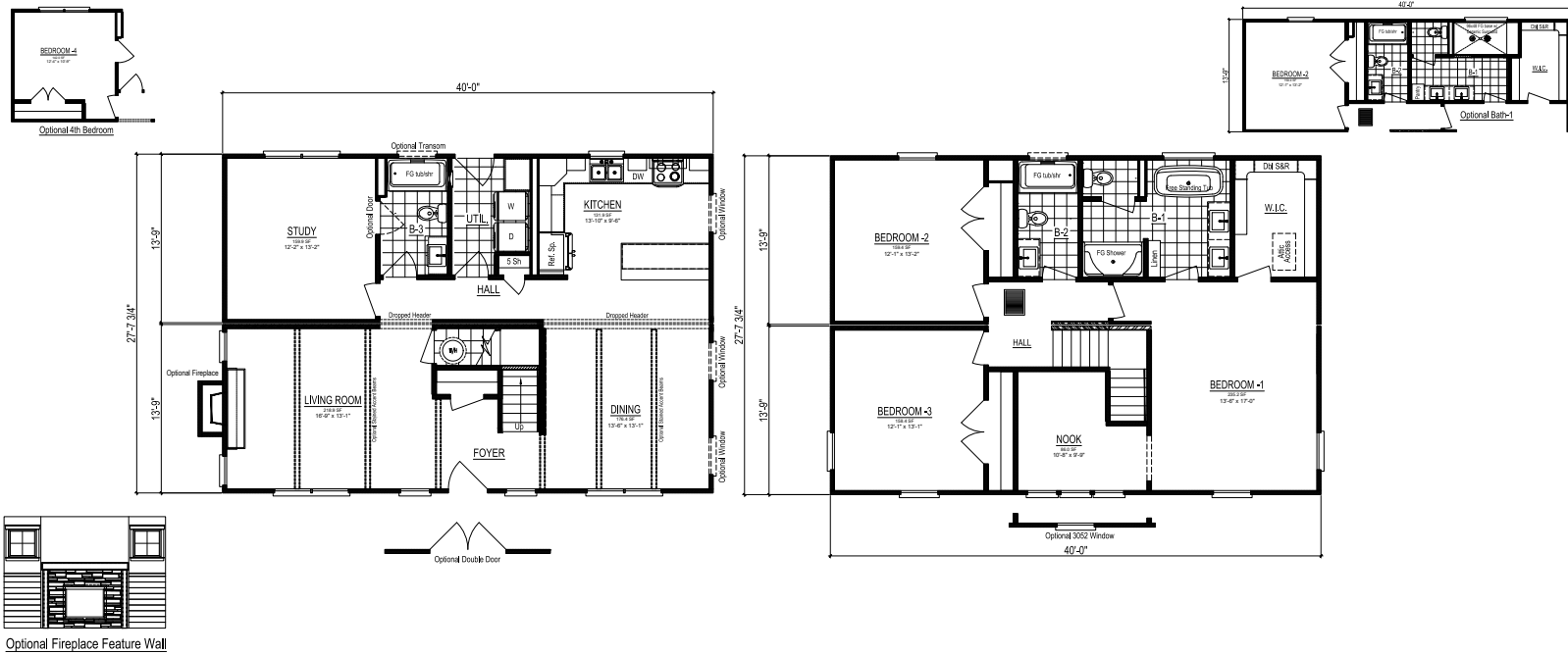
FLOOR PLAN FEATURES

Open-Concept
Designated Foyer
Coat & Hall Closets

Extended Kitchen Peninsula
Freestanding Bathtub
Walk-in Shower

Primary Walk-in Closet
Primary Reading Nook
Built-in Linen

HAMPSTEAD



Total Finished Square Footage: 2,212


CUSTOMIZE YOUR HOME




HIDDEN PANTRY




CUSTOM RANGEHOODS



DECOR BEAMS



LUXURY SHOWER




PET SHOWER



WOODEN PANTRY




TRIPLE WINDOW SINK



FEATURE WALL



WOODEN RACKS



PUPPY NICHE



HOMESTEAD V



**Exterior Shown with Standard 9/12 Roof Pitch
Shown with Porch and Optional Exterior Features**

These are artist renditions for sales purposes only. Refer to working drawings for actual dimensions.
© 2025 Cavco Martinsville, Inc./Nationwide Series. All Rights Reserved.

**Similar Homestead Option:
HEARTLAND SERIES**



**Similar Homestead Option:
HEARTLAND SERIES**



**Similar Homestead Option:
HEARTLAND SERIES**



**NATIONWIDE
SERIES**

UP TO
SQ. FT.
3,633

BEDS
4+

BATHS
2+

STORIES
1.5

WIDTH
60'0"

DEPTH
41'7"

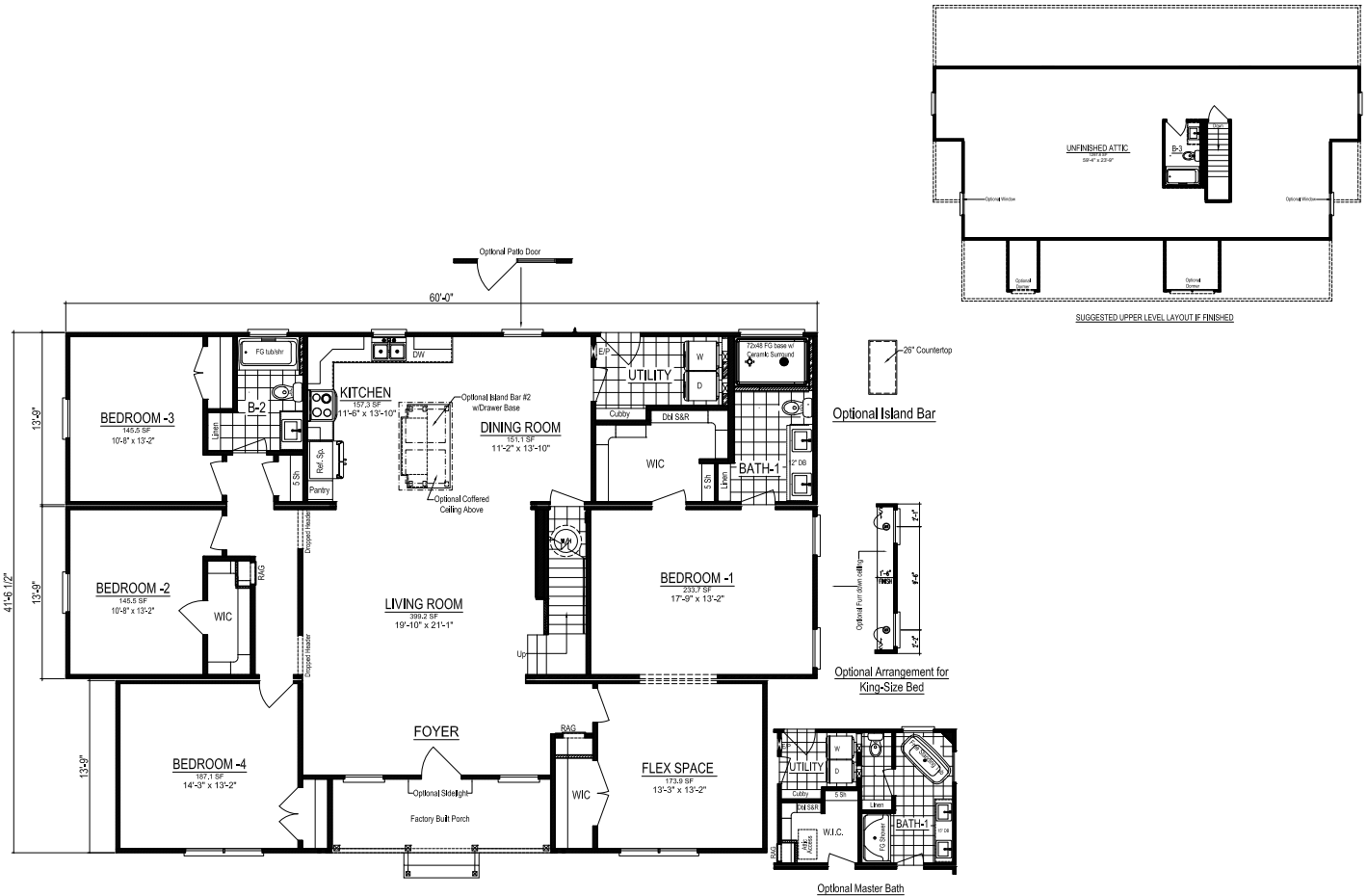
FLOOR PLAN FEATURES

Factory Built Porch
Open-Concept
Designated Foyer

Expanded Kitchen Island
Pantry Cabinet
4x6' Luxury Ceramic Shower

Primary Walk-in Closet
Built-in Linen
Flex Space

HOMESTEAD V



First Floor: 2,279 Sq. Ft. Finished | Second Floor: 1,354 Sq. Ft. Unfinished | **Total Potential Square Footage: 3,633**


CUSTOMIZE YOUR HOME




HIDDEN PANTRY




CUSTOM RANGEHOODS



DECOR BEAMS



LUXURY SHOWER




PET SHOWER



WOODEN PANTRY




TRIPLE WINDOW SINK



FEATURE WALL



WOODEN RACKS



PUPPY NICHE



HOMESTEAD VI



**Exterior Shown with Standard 7/12 Roof Pitch
Shown with Porch and Optional Exterior Features**

These are artist renditions for sales purposes only. Refer to working drawings for actual dimensions.
© 2025 Cavco Martinsville, Inc./Nationwide Series. All Rights Reserved.



**Similar Option:
HEARTLAND I**



**Similar Homestead Option:
HEARTLAND SERIES**



**Similar Option:
SEAGROVE**

**NATIONWIDE
SERIES**

**SQ. FT.
1,438**

**BEDS
3**

**BATHS
2**

**STORIES
1**

**WIDTH
52'0"**

**DEPTH
27'8"**

FLOOR PLAN FEATURES

Open-Concept
Our Longest Island Ever!

Kitchen Pantry Cabinet
Primary Walk-in Closet
4x6' Luxury Ceramic Shower

Built-in Linen
Built-in Cubby & Bench



HOMESTEAD VII



Exterior Shown with Standard 7/12 Roof Pitch
Shown with Porch and Optional Exterior Features

These are artist renditions for sales purposes only. Refer to working drawings for actual dimensions.
© 2025 Cavco Martinsville, Inc./Nationwide Series. All Rights Reserved.



Alternate Exterior
HOMESTEAD VII



Similar Option:
TRADITION



Similar Option:
CHATHAM II

NATIONWIDE
SERIES

SQ. FT.
2,322

BEDS
4

BATHS
2.5

STORIES
2

WIDTH
42'0"

DEPTH
27'8"

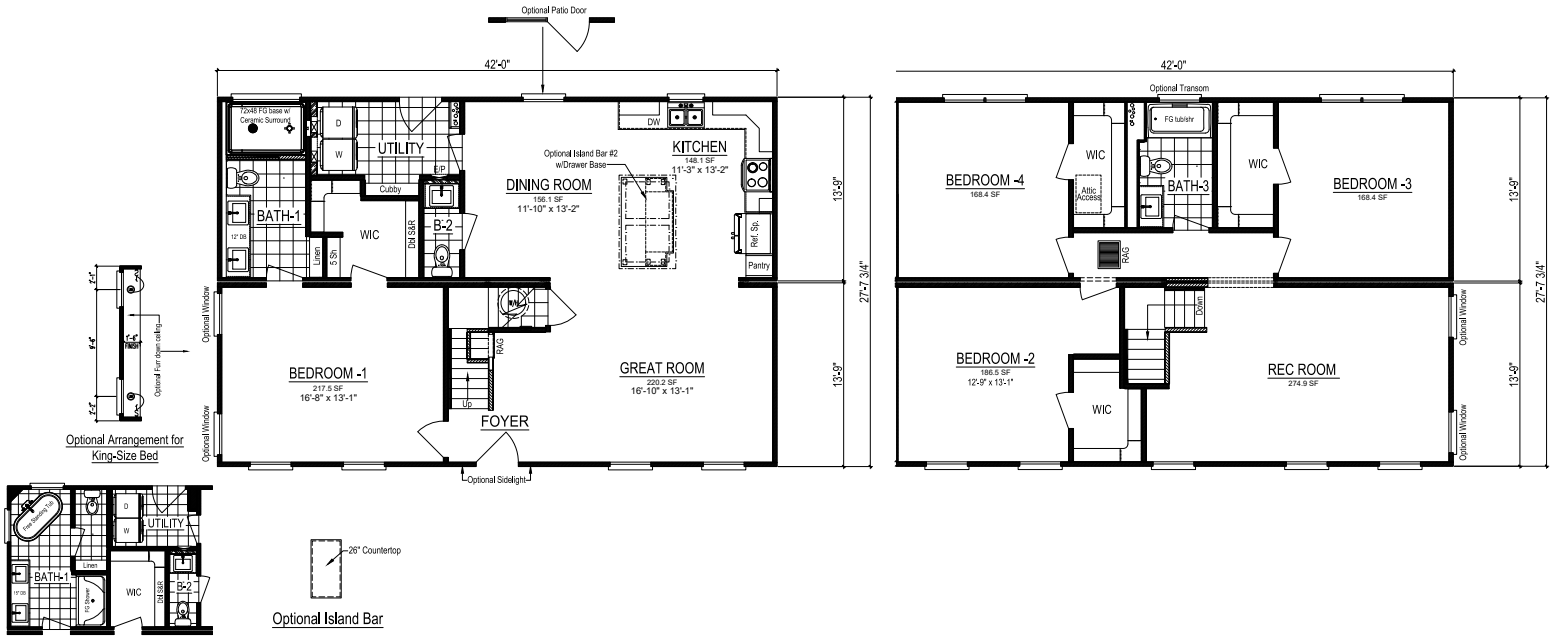
FLOOR PLAN FEATURES

Designated Foyer
Open-Concept
Built-in Cubby & Bench

Expanded Kitchen Island
Pantry Cabinet
4x6' Luxury Ceramic Shower

Built-in Linen
Recreation Room
Walk-in Closets

HOMESTEAD VII



Total Finished Square Footage: 2,322


CUSTOMIZE YOUR HOME




HIDDEN PANTRY




CUSTOM RANGEHOODS



DECOR BEAMS



LUXURY SHOWER




PET SHOWER



WOODEN PANTRY



TRIPLE WINDOW SINK



FEATURE WALL



WOODEN RACKS



PUPPY NICHE



LIBERTY

CAPE VERSION



Exterior Shown with Standard 7/12 Roof Pitch
Shown with Porch and Optional Exterior Features

These are artist renditions for sales purposes only. Refer to working drawings for actual dimensions.
© 2025 Cavco Martinsville, Inc./Nationwide Series. All Rights Reserved.



Similar Option
LIBERTY RANCH



Similar Option
SPARDEN CAPE



Similar Option
WHITFIELD CAPE

NATIONWIDE
SERIES

UP TO
SQ. FT.
3,066

BEDS
3+

BATHS
2+

STORIES
1.5

WIDTH
58'0"

DEPTH
41'7"

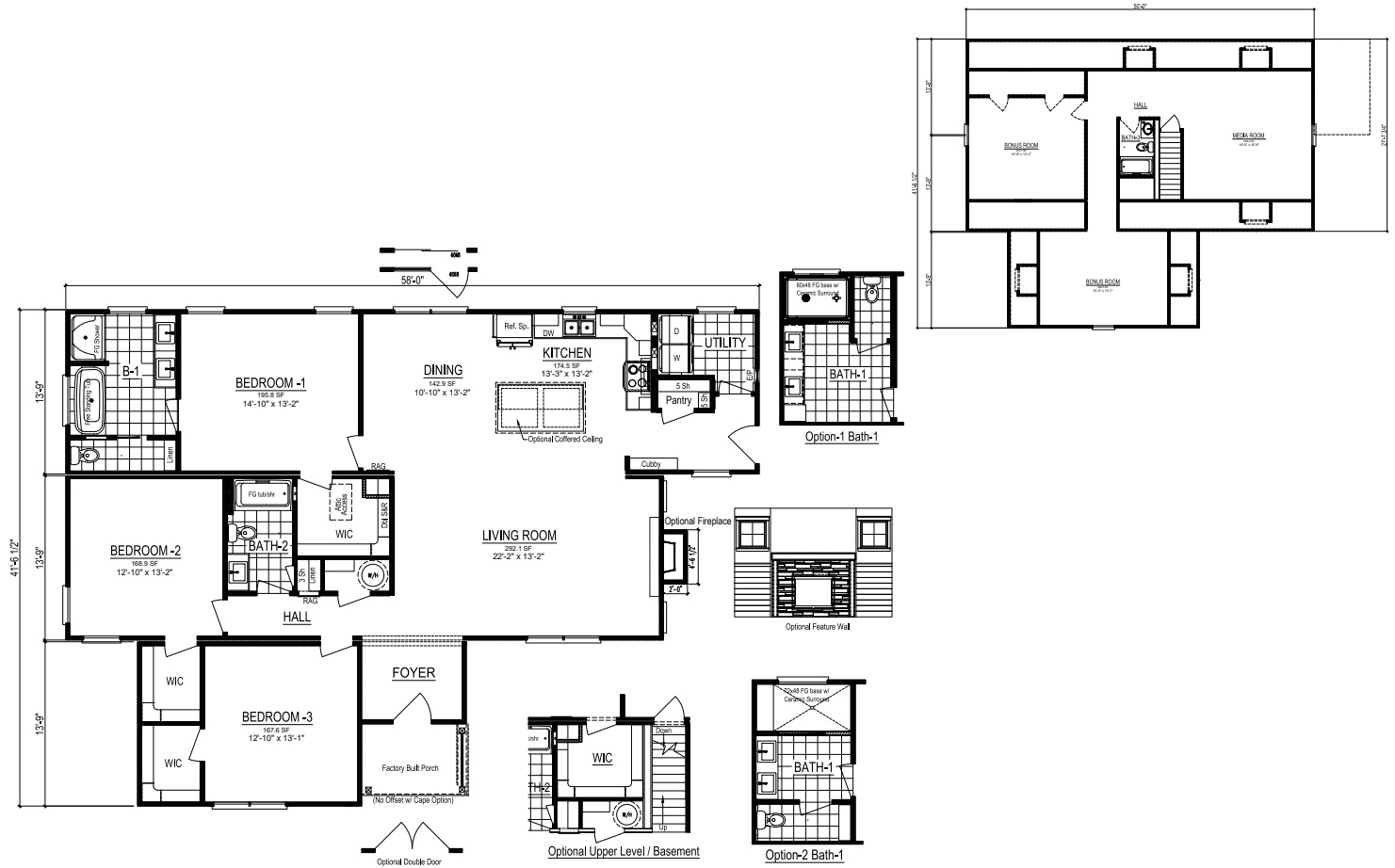
FLOOR PLAN FEATURES

Factory Built Porch
Open-Concept
Designated Foyer

Expanded Kitchen Island
Kitchen Pantry
Built-in Cubby & Bench
Walk-in Closets

Freestanding Bathtub
Walk-in Shower
Built-in Linen

LIBERTY CAPE VERSION



First Floor: 1,814 Sq. Ft. Finished | Second Floor: 1,252 Sq. Ft. Unfinished | **Total Potential Square Footage: 3,066**


CUSTOMIZE YOUR HOME




HIDDEN PANTRY




CUSTOM RANGEHOODS



DECOR BEAMS



LUXURY SHOWER




PET SHOWER



WOODEN PANTRY



TRIPLE WINDOW SINK



FEATURE WALL



WOODEN RACKS



PUPPY NICHE



LIBERTY

RANCH VERSION



Exterior Shown with Standard 7/12 Roof Pitch
Shown with Porch and Optional Exterior Features

These are artist renditions for sales purposes only. Refer to working drawings for actual dimensions.
© 2025 Cavco Martinsville, Inc./Nationwide Series. All Rights Reserved.



Similar Option
LIBERTY CAPE



Similar Option
SPARDEN



Similar Option
WHITFIELD

NATIONWIDE
SERIES

SQ. FT.
1,813

BEDS
3

BATHS
2

STORIES
1

WIDTH
58'0"

DEPTH
41'7"

FLOOR PLAN FEATURES

Factory Built Porch
Open-Concept
Designated Foyer

Expanded Kitchen Island
Kitchen Pantry
Built-in Cubby & Bench
Walk-in Closets

Freestanding Bathtub
Walk-in Shower
Built-in Linen



LOGAN



**Exterior Shown with Optional Expanded Porch Including Optional 9/12 Roof Pitch [7/12 Front Longitudinal Roof]
Shown with Optional Expanded Porch and Optional Exterior Features**

These are artist renditions for sales purposes only. Refer to working drawings for actual dimensions.
© 2025 Cavco Martinsville, Inc./Nationwide Series. All Rights Reserved.



**Alternate Exterior
LOGAN**



**Alternate Exterior
LOGAN**



**Alternate Exterior
LIBERTY**

**NATIONWIDE
SERIES**

**SQ. FT.
1,823**

**BEDS
3**

**BATHS
2**

**STORIES
1**

**WIDTH
56'0"**

**DEPTH
41'7"**

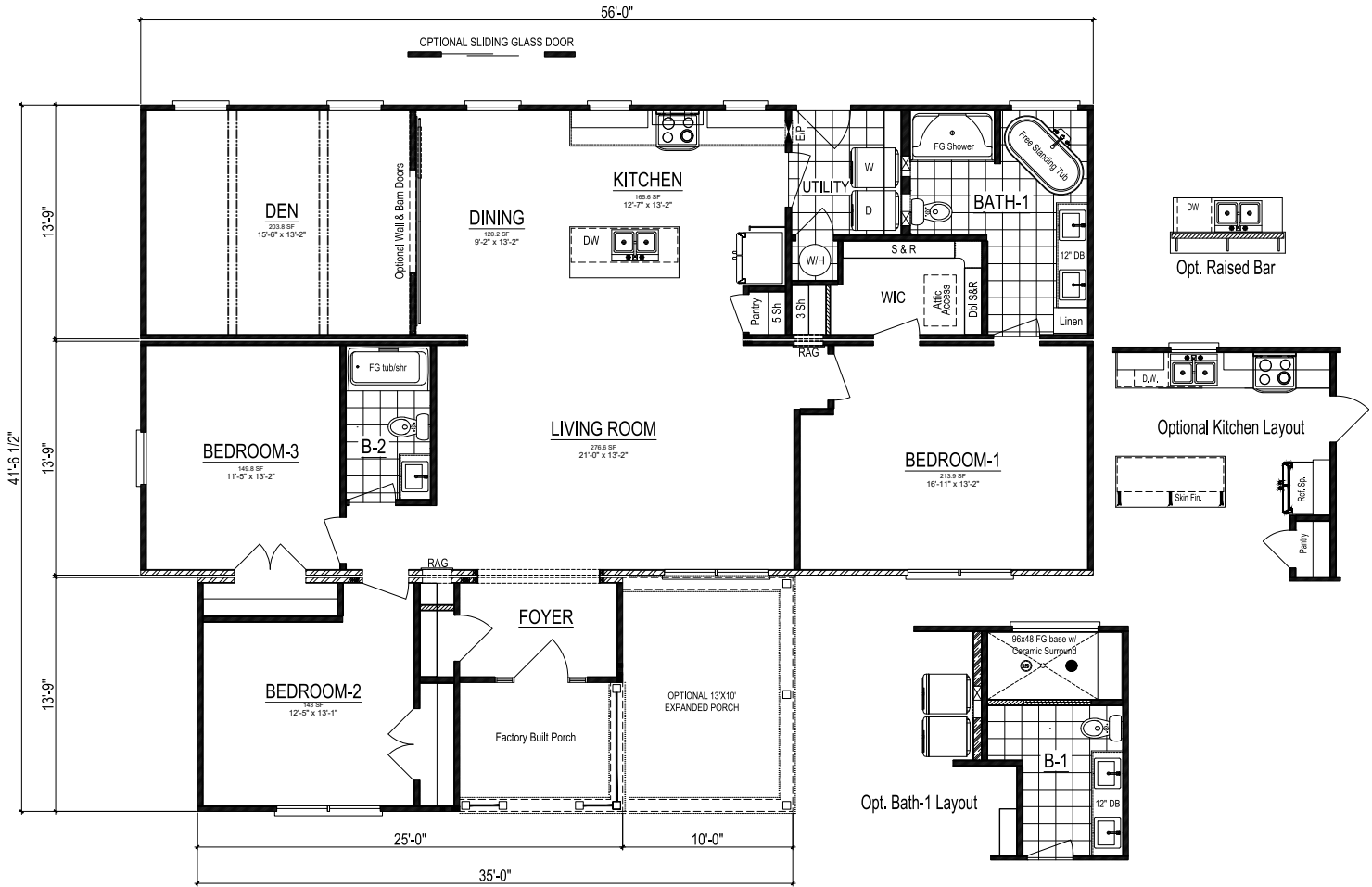
FLOOR PLAN FEATURES

Factory Built Porch
(or Optional Expanded Porch)
Open-Concept
Designated Foyer

Foyer Coat Closet
Kitchen Island
Kitchen Pantry
Private Den

Primary Walk-in Closet
Freestanding Bathtub
Walk-in Shower
Linen Cabinet

LOGAN



Total Finished Square Footage: 1,823


CUSTOMIZE YOUR HOME




HIDDEN PANTRY




CUSTOM RANGEHOODS



DECOR BEAMS



LUXURY SHOWER




PET SHOWER



WOODEN PANTRY




TRIPLE WINDOW SINK



FEATURE WALL



WOODEN RACKS



PUPPY NICHE



NEWBURY



**Exterior Shown with Standard 7/12 Roof Pitch
Shown with Porch and Optional Exterior Features**

These are artist renditions for sales purposes only. Refer to working drawings for actual dimensions.
© 2025 Cavco Martinsville, Inc./Nationwide Series. All Rights Reserved.

**Similar Option:
ASPEN**



**Similar Option:
HEARTLAND IV**



**Similar Option:
HOMESTEAD I**



**NATIONWIDE
SERIES**

**SQ. FT.
1,272**

**BEDS
3**

**BATHS
2**

**STORIES
1**

**WIDTH
46'0"**

**DEPTH
27'8"**

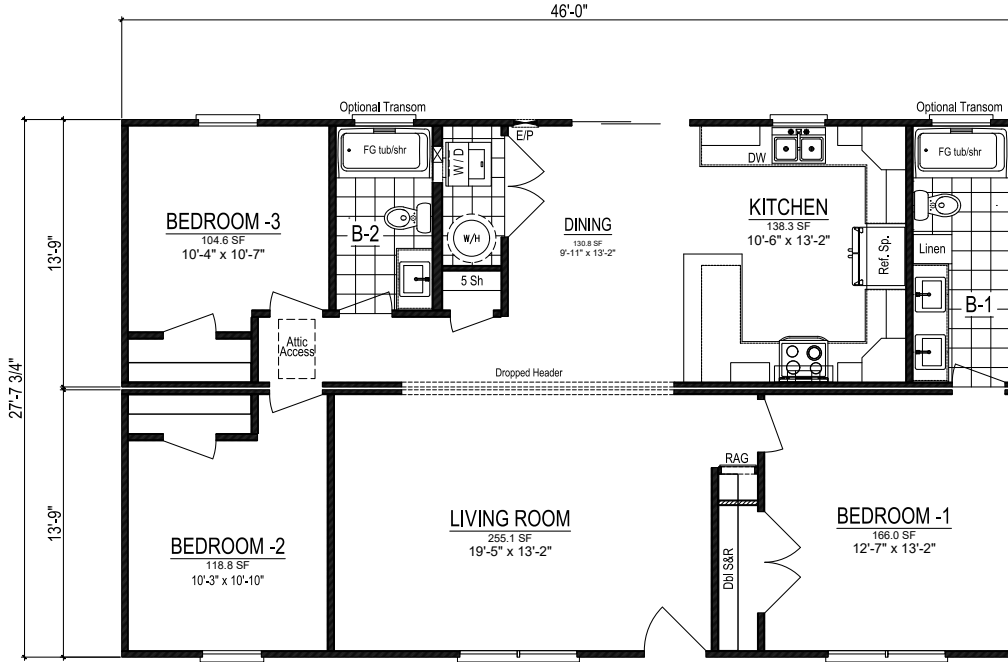
FLOOR PLAN FEATURES

Open-Concept
Split-Bedroom Design

Generous Kitchen with
Extended Kitchen Peninsula

Hall/Pantry Closet
Linen Cabinet

NEWBURY



Total Finished Square Footage: 1,272


CUSTOMIZE YOUR HOME



HIDDEN PANTRY




CUSTOM RANGEHOODS



DECOR BEAMS



LUXURY SHOWER




PET SHOWER



WOODEN PANTRY




TRIPLE WINDOW SINK



FEATURE WALL



WOODEN RACKS



PUPPY NICHE



**Exterior Shown with Standard 12/12 Roof Pitch
Shown with Porch and Optional Exterior Features**

These are artist renditions for sales purposes only. Refer to working drawings for actual dimensions.
© 2025 Cavco Martinsville, Inc./Nationwide Series. All Rights Reserved.



**Alternate Exterior:
OAK**



**Alternate Exterior:
OAK**



**Similar Option
BLUE RIDGE**

**NATIONWIDE
SERIES**

UP TO
SQ. FT.
1,875

BEDS
1+

BATHS
1.5+

STORIES
1.5

WIDTH
40'0"

DEPTH
27'8"

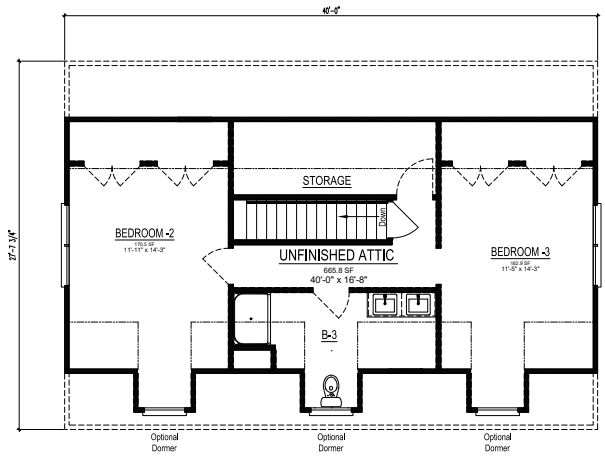
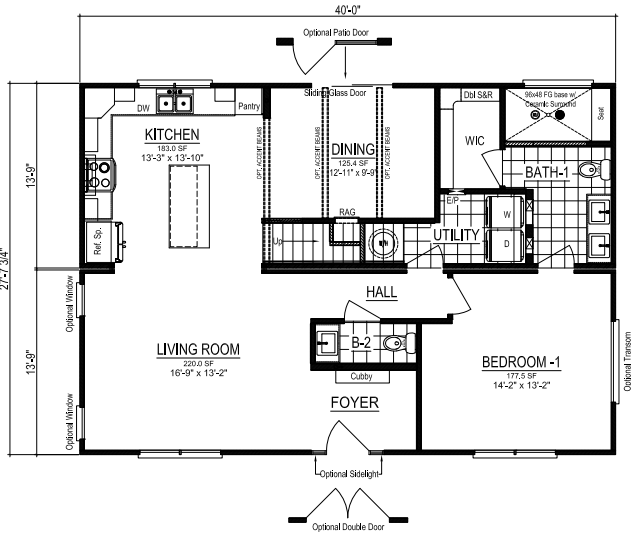
FLOOR PLAN FEATURES

Open-Concept
Designated Foyer

Cape-Cod Design
Extended Kitchen Island
4x8' Luxury Ceramic Shower

Built-in Cubby & Bench
Primary Walk-in Closet

OAK



SUGGESTED UPPER LEVEL LAYOUT IF FINISHED

First Floor: 1,106 Sq. Ft. Finished | Second Floor: 769 Sq. Ft. Unfinished | **Total Potential Square Footage: 1,875**


CUSTOMIZE YOUR HOME




HIDDEN PANTRY




CUSTOM RANGEHOODS



DECOR BEAMS



LUXURY SHOWER




PET SHOWER



WOODEN PANTRY




TRIPLE WINDOW SINK



FEATURE WALL



WOODEN RACKS



PUPPY NICHE



RIVERVIEW



Exterior Shown with Standard 7/12 Roof Pitch
Shown with Porch and Optional Exterior Features

These are artist renditions for sales purposes only. Refer to working drawings for actual dimensions.
© 2025 Cavco Martinsville, Inc./Nationwide Series. All Rights Reserved.



Similar Option
DOWNTOWN



Similar Option
LIBERTY



Similar Option
WHITFIELD

NATIONWIDE
SERIES

SQ. FT.
1,893

BEDS
3

BATHS
2

STORIES
1

WIDTH
58'0"

DEPTH
41'7"

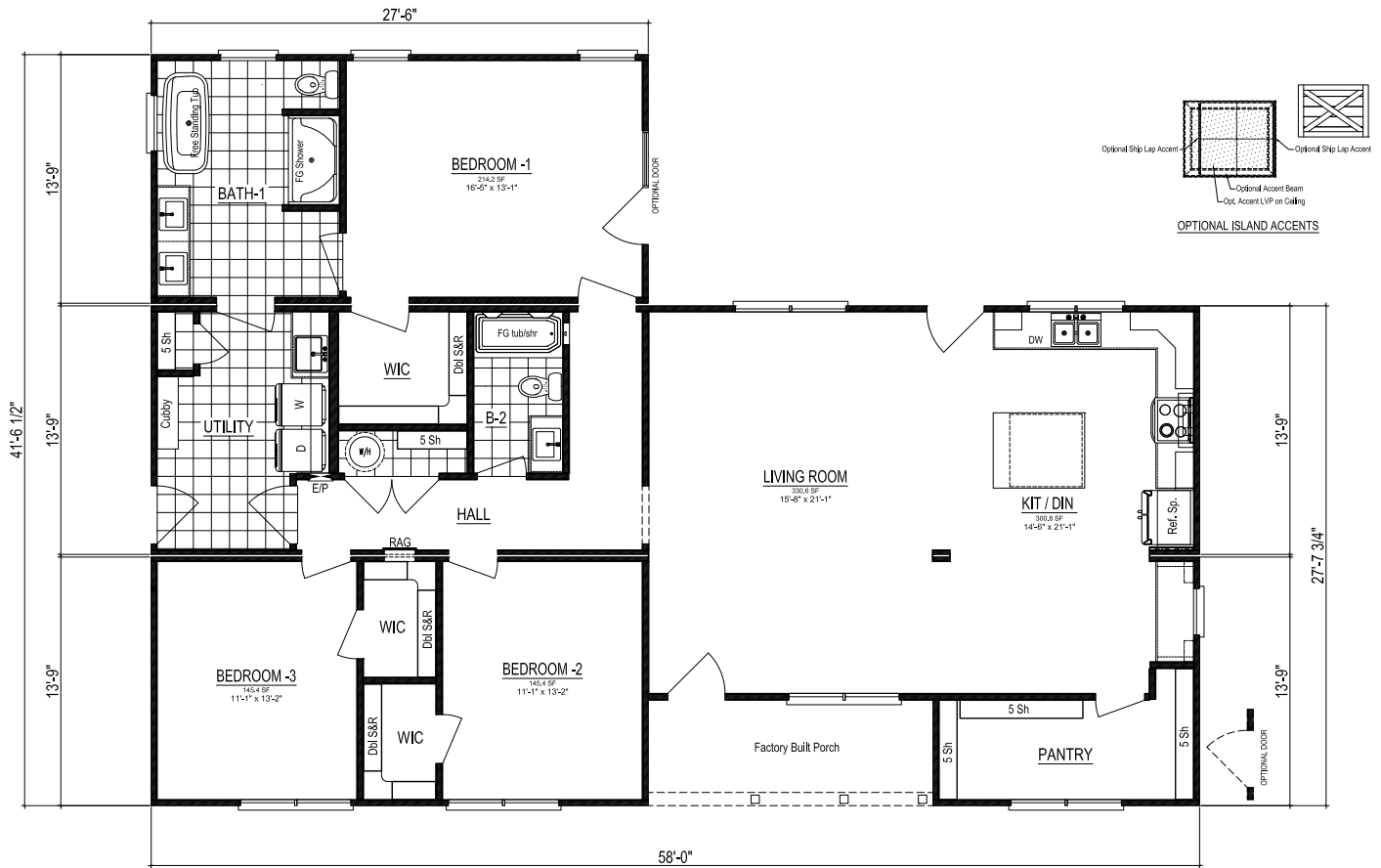
FLOOR PLAN FEATURES

Factory Built Porch
Open-Concept
Designed by Customers!

Expansive Walk-in Pantry
Expanded Kitchen Island
Built-in Buffet

Walk-in Closets
Built-in Cubby & Bench
Expansive Utility Room

RIVERVIEW



Total Finished Square Footage: 1,893


CUSTOMIZE YOUR HOME




HIDDEN PANTRY




CUSTOM RANGEHOODS



DECOR BEAMS



LUXURY SHOWER




PET SHOWER



WOODEN PANTRY




TRIPLE WINDOW SINK



FEATURE WALL



WOODEN RACKS



PUPPY NICHE



SOLO I



**Exterior Shown with Standard 7/12 Roof Pitch
Shown with Porch and Optional Exterior Features**

These are artist renditions for sales purposes only. Refer to working drawings for actual dimensions.
© 2025 Cavco Martinsville, Inc./Nationwide Series. All Rights Reserved.



**Similar Option:
ASPEN**



**Similar Option:
HEARTLAND I**



**Similar Option:
HEARTLAND II**

**NATIONWIDE
SERIES**

**SQ. FT.
1,327**

**BEDS
3**

**BATHS
2**

**STORIES
1**

**WIDTH
48'0"**

**DEPTH
27'8"**

FLOOR PLAN FEATURES

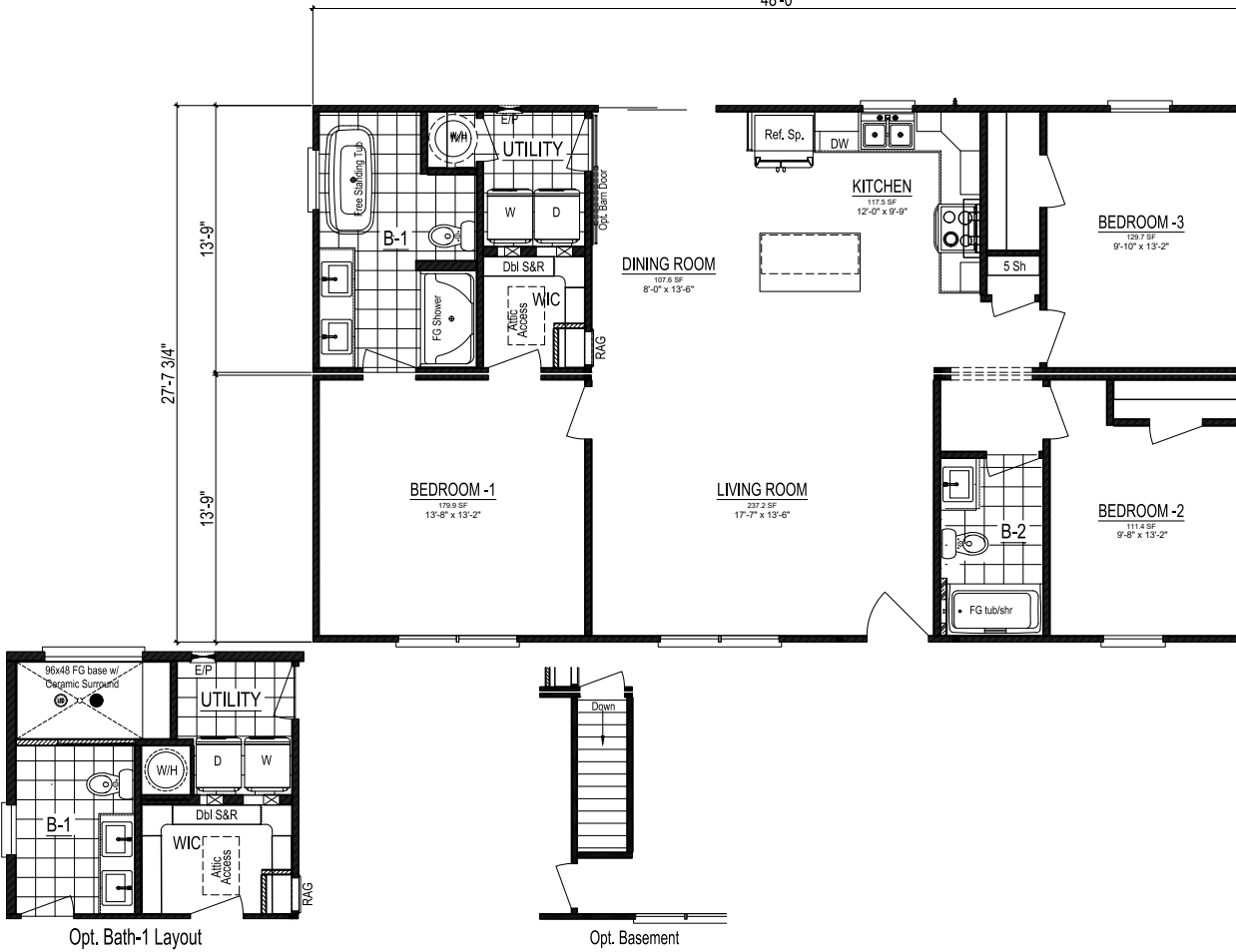
Open-Concept
Split-Bedroom Design

Kitchen Island
Hall Closet
Primary Walk-in Closet

Freestanding Bathtub
Walk-in Shower

SOLO I

48'-0"



Total Finished Square Footage: 1,327


CUSTOMIZE YOUR HOME




HIDDEN PANTRY




CUSTOM RANGEHOODS



DECOR BEAMS



LUXURY SHOWER




PET SHOWER



WOODEN PANTRY




TRIPLE WINDOW SINK



FEATURE WALL



WOODEN RACKS



PUPPY NICHE



SOLO II



**Exterior Shown with Standard 7/12 Roof Pitch
Shown with Porch and Optional Exterior Features**

These are artist renditions for sales purposes only. Refer to working drawings for actual dimensions.
© 2025 Cavco Martinsville, Inc./Nationwide Series. All Rights Reserved.



**Similar Option
HEARTLAND I XL**



**Similar Option:
HEARTLAND I**



**Similar Option:
HEARTLAND II**

**NATIONWIDE
SERIES**

**SQ. FT.
1,659**

**BEDS
3+**

**BATHS
2**

**STORIES
1**

**WIDTH
60'0"**

**DEPTH
27'8"**

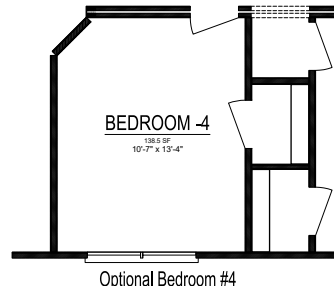
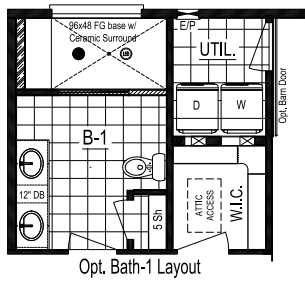
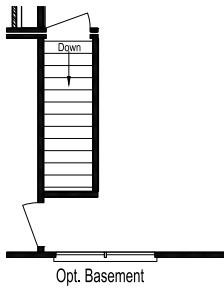
FLOOR PLAN FEATURES

Open-Concept
Split-Bedroom Design
Designated Foyer

Expanded Kitchen Island
Walk-in Pantry
Hall Closets
Primary Walk-in Closet





Freestanding Bathtub
Walk-in Shower
Private Water Closet

SOLO II



Total Finished Square Footage: 1,659

CUSTOMIZE YOUR HOME





SOLO III



**Exterior Shown with Standard 7/12 Roof Pitch
Shown with Porch and Optional Exterior Features**

These are artist renditions for sales purposes only. Refer to working drawings for actual dimensions.
© 2025 Cavco Martinsville, Inc./Nationwide Series. All Rights Reserved.



**Alternate Exterior
SOLO III CAPE**



**Similar Option:
HEARTLAND I CAPE**



**Similar Option:
HEARTLAND II CAPE**

**NATIONWIDE
SERIES**

UP TO
SQ. FT.
2,813

BEDS
3+

BATHS
2+

STORIES
1.5

WIDTH
62'0"

DEPTH
27'8"

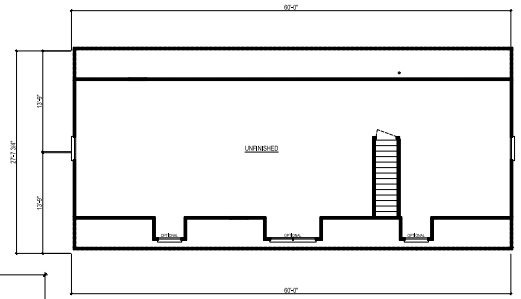
FLOOR PLAN FEATURES

Open-Concept
Split-Bedroom Design
Designated Foyer
Built-in Cubby & Bench

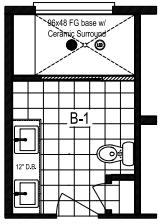
Expanded Kitchen Island
Walk-in Pantry
Hall Closet
Primary Walk-in Closet

Freestanding Bathtub
Private Water Closet
Walk-in Shower
Built-in Linen

SOLO III



The Solo III Cape
1,665 SQ. FT.
SUGGESTED LAYOUT



OPTIONAL B-1 LAYOUT

First Floor: 1,659 Sq. Ft. Finished | Second Floor: 1,154 Sq. Ft. Unfinished | **Total Potential Square Footage: 2,813**


CUSTOMIZE YOUR HOME




HIDDEN PANTRY




CUSTOM RANGEHOODS



DECOR BEAMS



LUXURY SHOWER




PET SHOWER



WOODEN PANTRY




TRIPLE WINDOW SINK



FEATURE WALL



WOODEN RACKS



PUPPY NICHE



SOUTHAMPTON

CAPE VERSION



**Exterior Shown with Standard 12/12 Roof Pitch
Shown with Porch and Optional Exterior Features**

These are artist renditions for sales purposes only. Refer to working drawings for actual dimensions.
© 2025 Cavco Martinsville, Inc./Nationwide Series. All Rights Reserved.



Ranch Option:
SOUTHAMPTON RANCH



Farmhouse Exterior:
SOUTHAMPTON RANCH



Similar Option:
GRANDVIEW II

NATIONWIDE
SERIES

UP TO
SQ. FT.
3,058

BEDS
3+

BATHS
2+

STORIES
1.5

WIDTH
64'0"

DEPTH
31'8"

FLOOR PLAN FEATURES

Factory Built Porch
Open-Concept
Designated Foyer
Built-in Cubby & Bench

Private Study
Expanded Kitchen Island
Kitchen Walk-in Pantry
Expansive Utility Room

Primary Walk-in Closet
4x8' Luxury Ceramic Shower
Private Water Closet
Linen Cabinets

SOUTHAMPTON

CAPE VERSION



SCAN FOR VIDEO TOUR

First Floor: 1,870 Sq. Ft. Finished | Second Floor: 1,188 Sq. Ft. Unfinished | Total Potential Square Footage: 3,058


CUSTOMIZE YOUR HOME




HIDDEN PANTRY




CUSTOM RANGEHOODS



DECOR BEAMS



LUXURY SHOWER




PET SHOWER



WOODEN PANTRY




TRIPLE WINDOW SINK



FEATURE WALL



WOODEN RACKS



PUPPY NICHE



SOUTHAMPTON

RANCH VERSION



Exterior Shown with Standard 7/12 Roof Pitch
 Shown with Porch and Optional Exterior Features

These are artist renditions for sales purposes only. Refer to working drawings for actual details.
 © 2025 Cavco Martinsville, Inc./Nationwide Series. All Rights Reserved.



Cape Option:
SOUTHAMPTON CAPE



Farmhouse Exterior:
SOUTHAMPTON



Similar Option:
GRANDVIEW II

NATIONWIDE
 SERIES

SQ. FT.
 1,889

BEDS
 3

BATHS
 2

STORIES
 1

WIDTH
 64'0"

DEPTH
 31'8"

FLOOR PLAN FEATURES

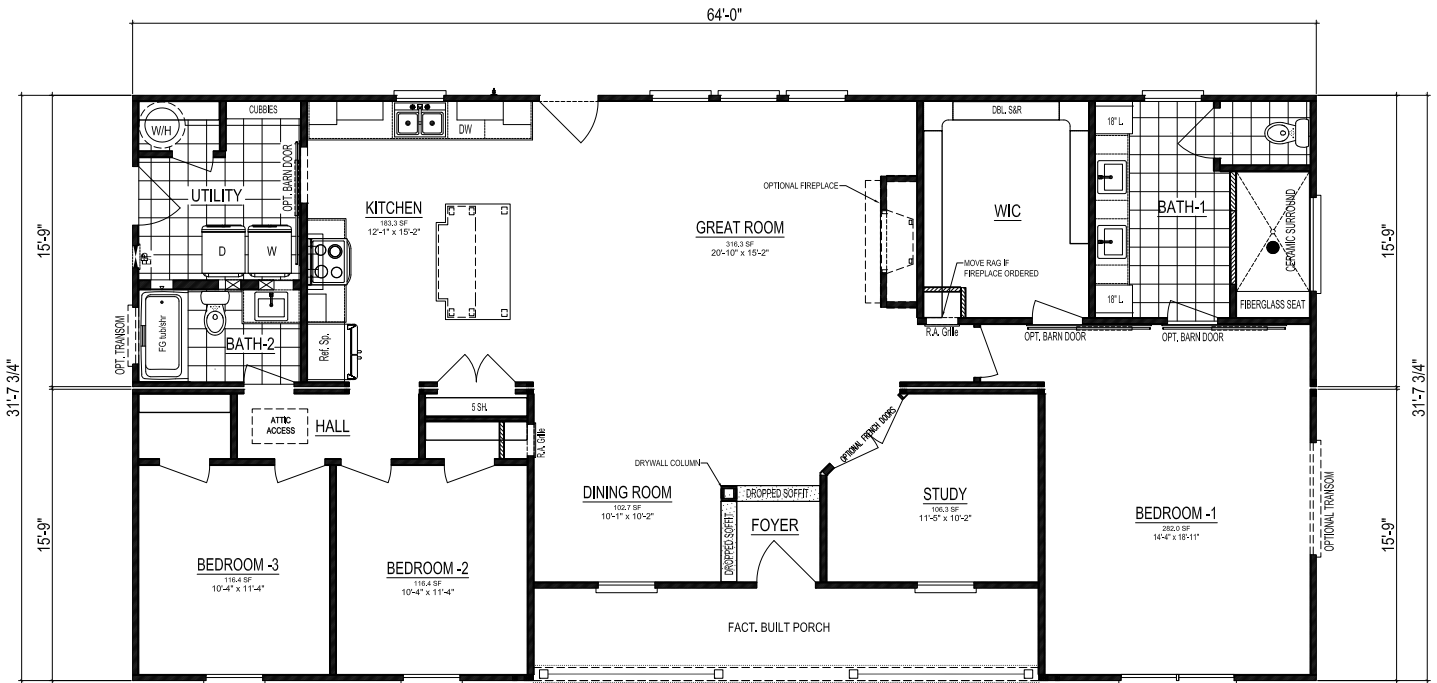
Factory Built Porch
 Open-Concept
 Designated Foyer
 Built-in Cubby & Bench

Private Study
 Expanded Kitchen Island
 Kitchen Walk-in Pantry
 Expansive Utility Room

Primary Walk-in Closet
 4x8' Luxury Ceramic Shower
 Private Water Closet
 Linen Cabinets

SOUTHAMPTON

RANCH VERSION



SCAN FOR VIDEO TOUR

Total Finished Square Footage: 1,889


CUSTOMIZE YOUR HOME




HIDDEN PANTRY




CUSTOM RANGEHOODS



DECOR BEAMS



LUXURY SHOWER




PET SHOWER



WOODEN PANTRY




TRIPLE WINDOW SINK



FEATURE WALL



WOODEN RACKS



PUPPY NICHE



SPARTA CAPE VERSION



**Exterior Shown with Standard 12/12 Roof Pitch
Shown with Porch and Optional Exterior Features**

These are artist renditions for sales purposes only. Refer to working drawings for actual dimensions.
© 2025 Cavco Martinsville, Inc./Nationwide Series. All Rights Reserved.



**Similar Option:
SPARTA CAPE ALT.**



**Similar Option:
SPARTA CAPE ALT.**



**Ranch Option:
SPARTA RANCH**

**NATIONWIDE
SERIES**

UP TO
SQ. FT.
3,094

BEDS
3+

BATHS
2+

STORIES
1.5

WIDTH
66'0"

DEPTH
27'8"

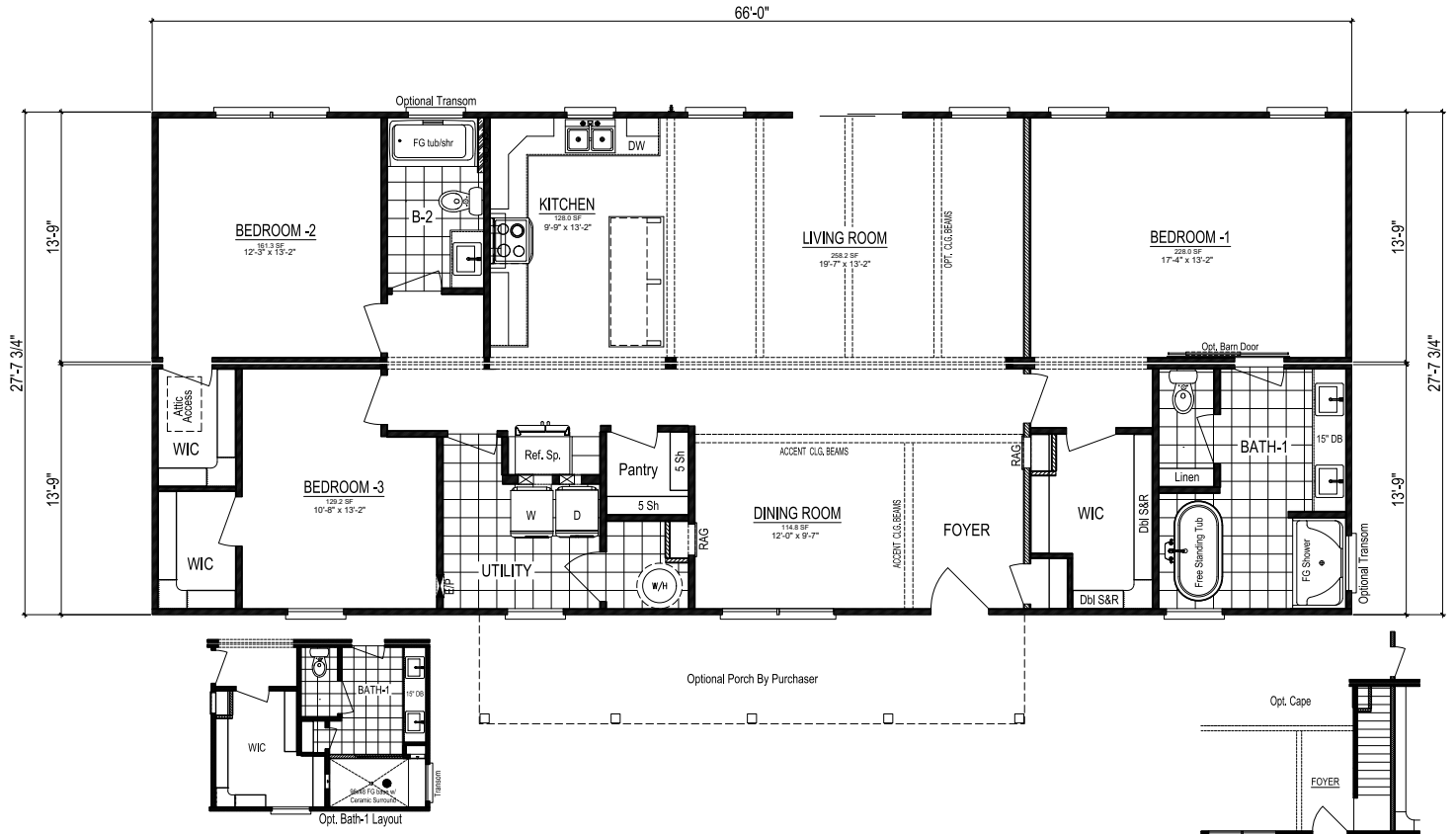
FLOOR PLAN FEATURES

Open-Concept
Split-Bedroom Design
Designated Foyer
Extended Kitchen Island

Expansive Walk-in Pantry
Expansive Utility Room
Walk-in Closets

Freestanding Bathtub
Walk-in Shower
Private Water Closet
Built-in Linen

SPARTA
CAPE VERSION



SCAN FOR VIDEO TOUR

First Floor: 1,825 Sq. Ft. Finished | Second Floor: 1,269 Sq. Ft. Unfinished | Total Potential Square Footage: 3,094


CUSTOMIZE YOUR HOME




HIDDEN PANTRY




CUSTOM RANGEHOODS



DECOR BEAMS



LUXURY SHOWER




PET SHOWER



WOODEN PANTRY




TRIPLE WINDOW SINK



FEATURE WALL



WOODEN RACKS



PUPPY NICHE



SPARDEN

RANCH VERSION



Exterior Shown with Standard 7/12 Roof Pitch
Shown with Porch and Optional Exterior Features

These are artist renditions for sales purposes only. Refer to working drawings for actual dimensions.
© 2025 Cavco Martinsville, Inc./Nationwide Series. All Rights Reserved.



Similar Option
SPARDEN CAPE



Similar Option
LIBERTY RANCH



Similar Option
WHITFIELD RANCH

NATIONWIDE
SERIES

SQ. FT.
2,103

BEDS
3

BATHS
2.5

STORIES
1

WIDTH
64'0"

DEPTH
41'7"

FLOOR PLAN FEATURES

Factory Built Porch
Open-Concept
Designated Foyer
Home Office

Extended Kitchen Island
Pantry Cabinets
Expansive Utility Room
Built-in Cubby & Bench
Primary Walk-in Closet

Freestanding Bathtub
Private Water Closet
Walk-in Shower
Built-in Linen



SPARTA CAPE ALTERNATE



**Exterior Shown with Standard 7/12 Roof Pitch
Shown with Porch and Optional Exterior Features**

These are artist renditions for sales purposes only. Refer to working drawings for actual dimensions.
© 2025 Cavco Martinsville, Inc./Nationwide Series. All Rights Reserved.



**Alternate Exterior:
SPARTA CAPE ALT.**



**Similar Option:
SPARTA RANCH**



**Similar Option:
SPARTA CAPE**

**NATIONWIDE
SERIES**

**UP TO
SQ. FT.
2,850**

**BEDS
3+**

**BATHS
2+**

**STORIES
1.5**

**WIDTH
66'0"**

**DEPTH
27'8"**

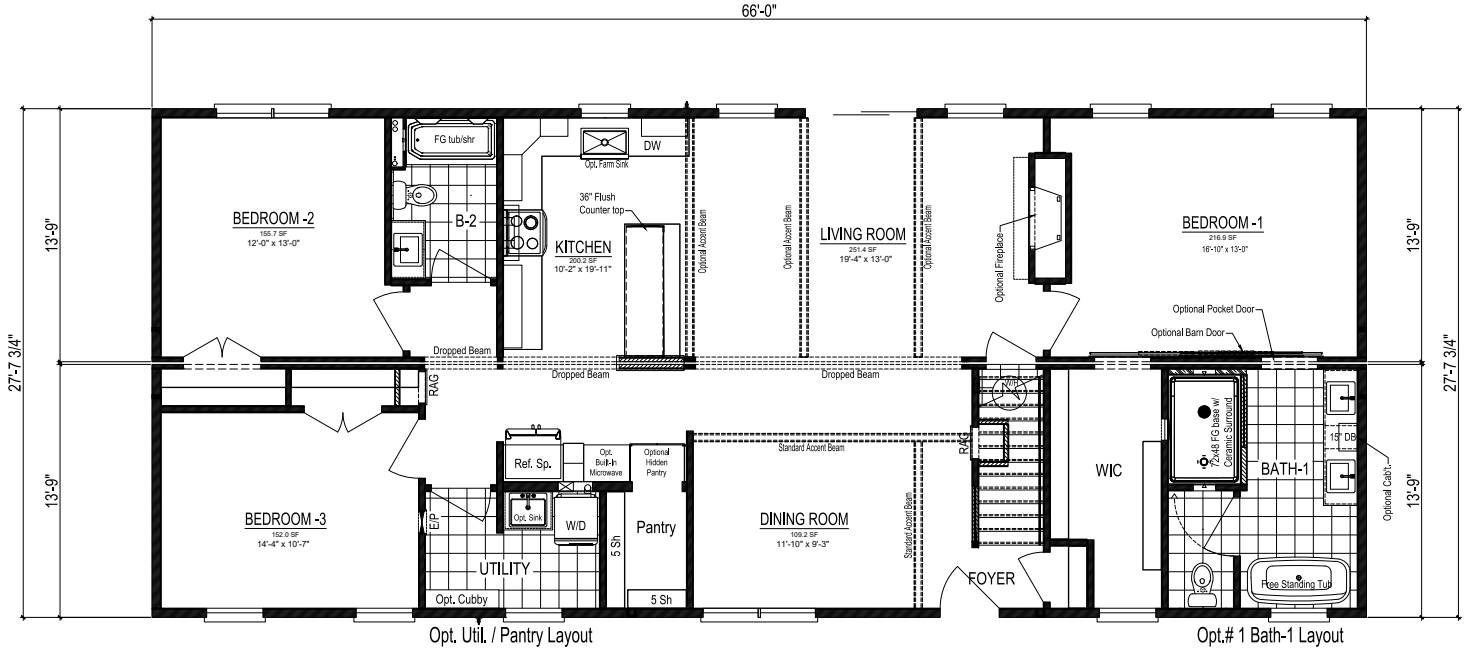
FLOOR PLAN FEATURES

Open-Concept
Split-Bedroom Design
Unfinished Upstairs
Foyer Space

Extended Kitchen Island
Expansive Walk-in Pantry
Built-in Cubby & Bench
Primary Walk-in Closet

Freestanding Bathtub
Private Water Closet
4x6" Luxury Ceramic Shower
Linen Cabinet

SPARTA CAPE ALTERNATE



SCAN FOR VIDEO TOUR

First Floor: 1,825 Sq. Ft. Finished | Second Floor: 1,025 Sq. Ft. Unfinished | Total Potential Square Footage: 2,850


CUSTOMIZE YOUR HOME




HIDDEN PANTRY




CUSTOM RANGEHOODS



DECOR BEAMS



LUXURY SHOWER




PET SHOWER



WOODEN PANTRY




TRIPLE WINDOW SINK



FEATURE WALL




WOODEN RACKS



PUPPY NICHE



SPARTA CAPE VERSION



**Exterior Shown with Standard 12/12 Roof Pitch
Shown with Porch and Optional Exterior Features**

These are artist renditions for sales purposes only. Refer to working drawings for actual dimensions.
© 2025 Cavco Martinsville, Inc./Nationwide Series. All Rights Reserved.



**Similar Option:
SPARTA CAPE ALT.**



**Similar Option:
SPARTA CAPE ALT.**



**Ranch Option:
SPARTA RANCH**

**NATIONWIDE
SERIES**

UP TO
SQ. FT.
3,094

BEDS
3+

BATHS
2+

STORIES
1.5

WIDTH
66'0"

DEPTH
27'8"

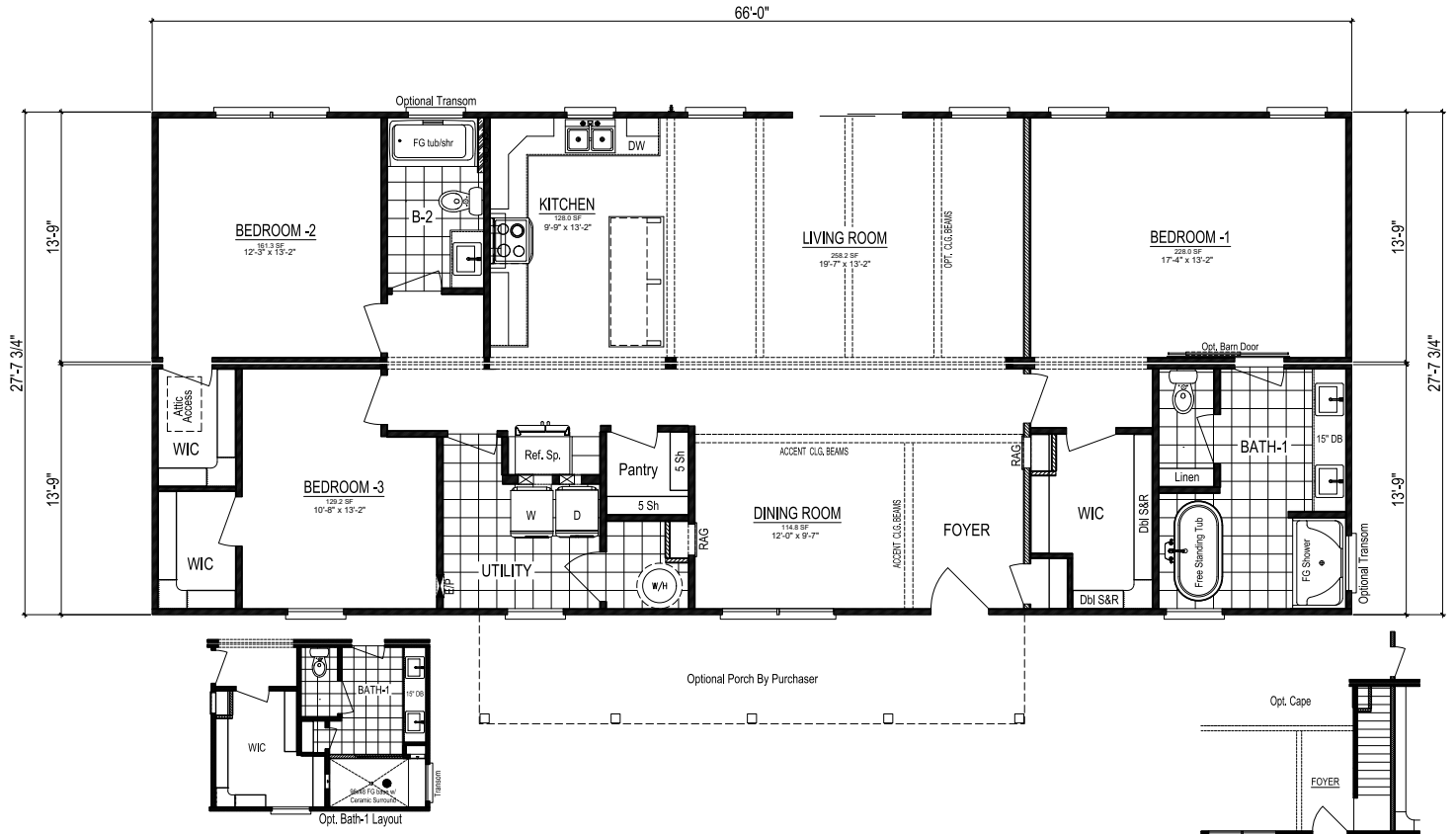
FLOOR PLAN FEATURES

Open-Concept
Split-Bedroom Design
Designated Foyer
Extended Kitchen Island

Expansive Walk-in Pantry
Expansive Utility Room
Walk-in Closets

Freestanding Bathtub
Walk-in Shower
Private Water Closet
Built-in Linen

SPARTA
CAPE VERSION



SCAN FOR VIDEO TOUR

First Floor: 1,825 Sq. Ft. Finished | Second Floor: 1,269 Sq. Ft. Unfinished | Total Potential Square Footage: 3,094


CUSTOMIZE YOUR HOME




HIDDEN PANTRY




CUSTOM RANGEHOODS



DECOR BEAMS



LUXURY SHOWER




PET SHOWER



WOODEN PANTRY




TRIPLE WINDOW SINK



FEATURE WALL



WOODEN RACKS




PUPPY NICHE



SPARTA

RANCH VERSION



**Exterior Shown with Standard 7/12 Roof Pitch
Shown with Porch and Optional Exterior Features**

These are artist renditions for sales purposes only. Refer to working drawings for actual dimensions.
© 2025 Cavco Martinsville, Inc./Nationwide Series. All Rights Reserved.



**Similar Option:
SPARTA CAPE ALT.**



**Similar Option:
SPARTA CAPE ALT.**



**Similar Option:
SPARTA CAPE**

NATIONWIDE
SERIES

SQ. FT.
1,825

BEDS
3

BATHS
2

STORIES
1

WIDTH
66'0"

DEPTH
27'8"

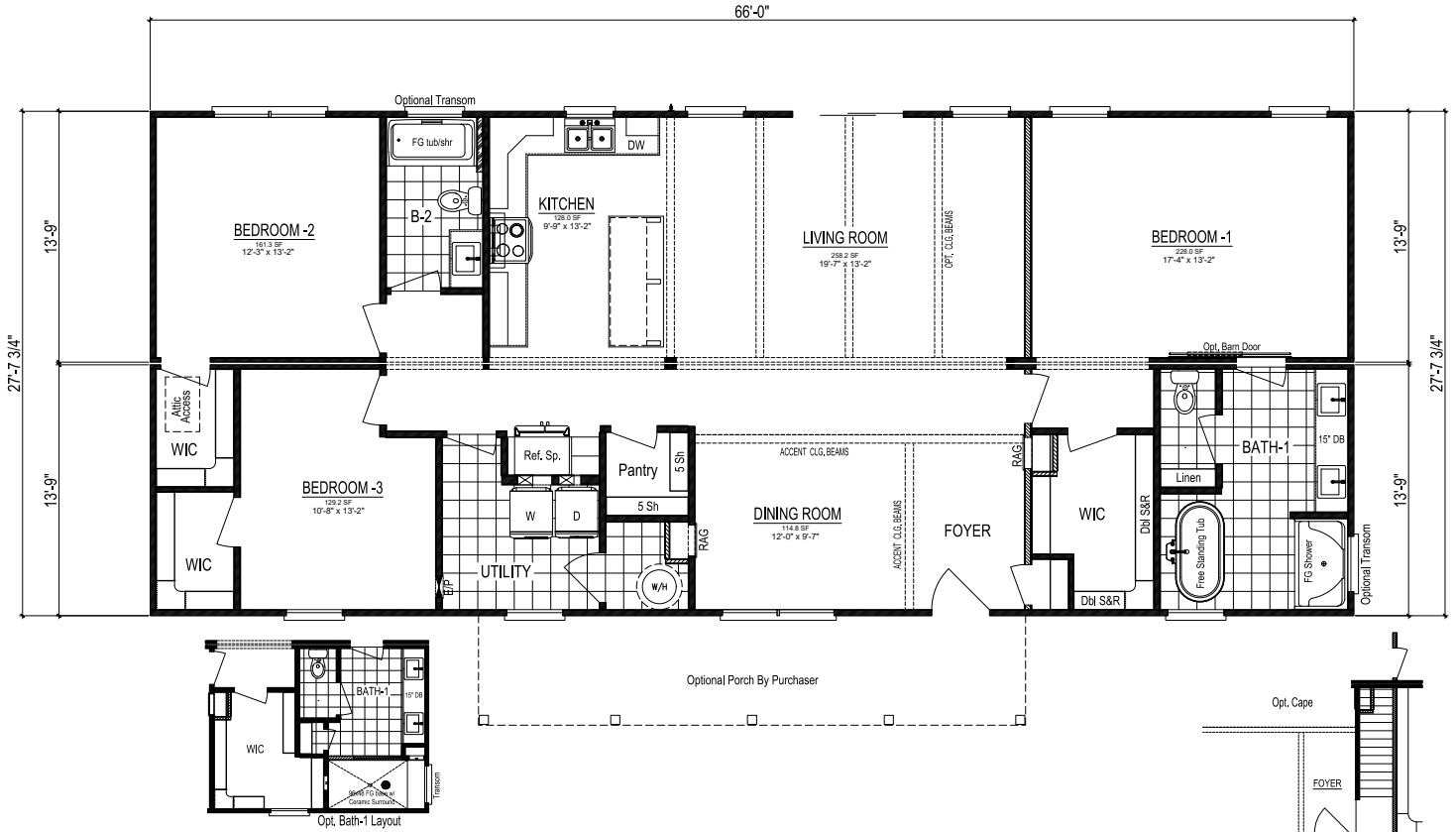
FLOOR PLAN FEATURES

Open-Concept
Split-Bedroom Design
Designated Foyer
Extended Kitchen Island

Expansive Walk-in Pantry
Expansive Utility Room
Walk-in Closets

Freestanding Bathtub
Walk-in Shower
Private Water Closet
Built-in Linen

SPARTA
RANCH VERSION



SCAN FOR VIDEO TOUR

Total Finished Square Footage: 1,825


CUSTOMIZE YOUR HOME




HIDDEN PANTRY




CUSTOM RANGEHOODS



DECOR BEAMS



LUXURY SHOWER




PET SHOWER



WOODEN PANTRY




TRIPLE WINDOW SINK



FEATURE WALL



WOODEN RACKS



PUPPY NICHE



TIDEWATER



**Exterior Shown with Standard 9/12 Roof Pitch
Shown with Porch and Optional Exterior Features**

These are artist renditions for sales purposes only. Refer to working drawings for actual dimensions.
© 2025 Cavco Martinsville, Inc./Nationwide Series. All Rights Reserved.



**Similar Option:
BLUE RIDGE**



**Similar Option:
FARMHOUSE II ALT.**



**Similar Option:
GLENDALE**

**NATIONWIDE
SERIES**

SQ. FT.
2,072
(UP TO 3,212)

BEDS
3+

BATHS
2.5+

STORIES
1.5

WIDTH
64'0"

DEPTH
41'7"

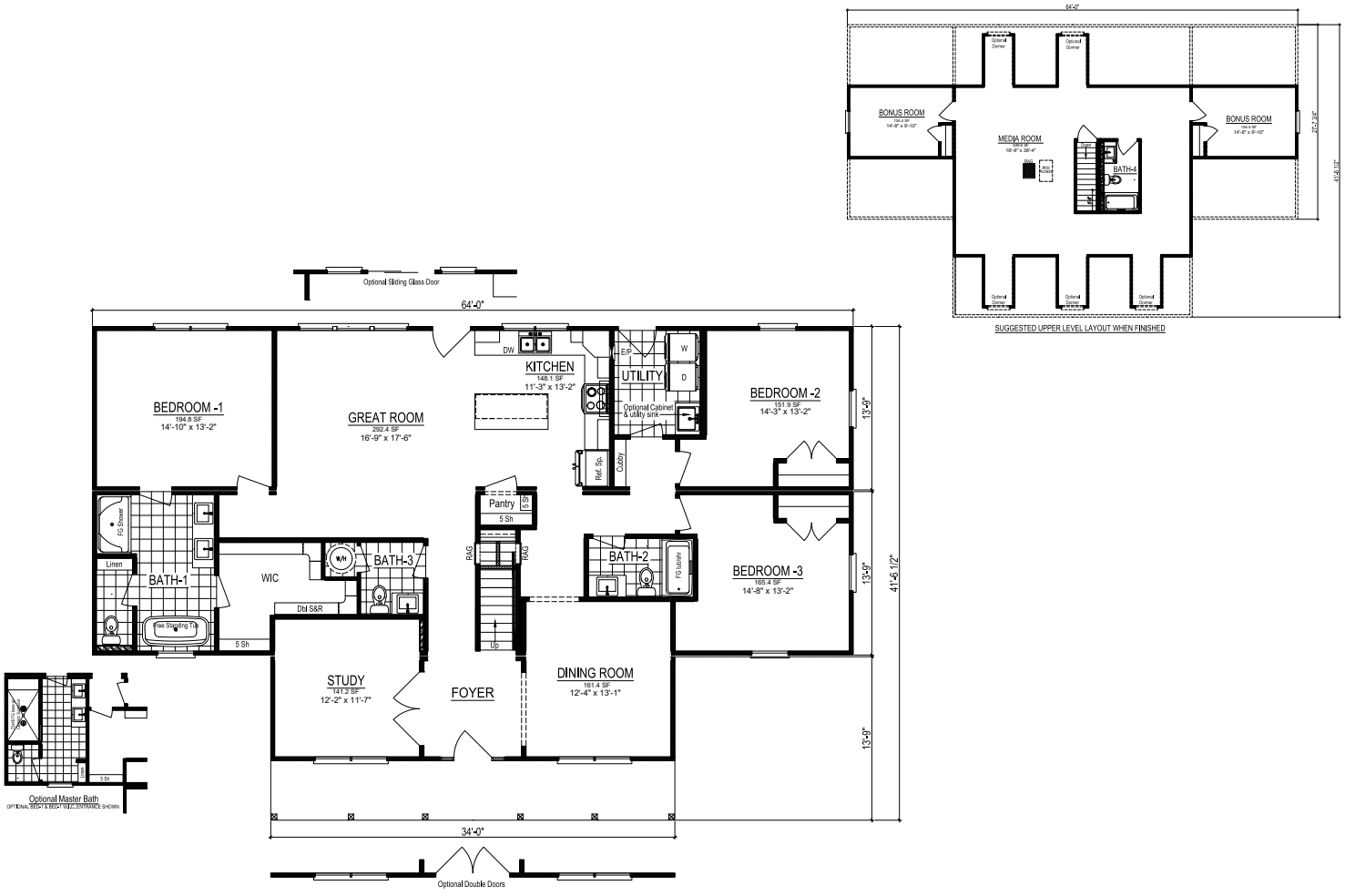
FLOOR PLAN FEATURES

Factory Built Porch
Open-Concept
Split-Bedroom Design
Designated Foyer

Extended Kitchen Island
Kitchen Pantry
Built-in Cubby & Bench
Primary Walk-in Closet


Freestanding Bathtub
Walk-in Shower
Private Water Closet
Built-in Linen

TIDEWATER



First Floor: 2,072 Sq. Ft. Finished | Second Floor: 1,140 Sq. Ft. Unfinished | **Total Potential Square Footage: 3,212**

CUSTOMIZE YOUR HOME





TRADITION



**Exterior Shown with Standard 7/12 Roof Pitch
Shown with Porch and Optional Exterior Features**

These are artist renditions for sales purposes only. Refer to working drawings for actual dimensions.
© 2025 Cavco Martinsville, Inc./Nationwide Series. All Rights Reserved.



**Alternate Exterior
TRADITION**



**Similar Option:
HOMESTEAD VII**



**Similar Option:
CHATHAM II**

**NATIONWIDE
SERIES**

SQ. FT.
2,654

BEDS
4

BATHS
2.5

STORIES
2

WIDTH
48'0"

DEPTH
27'8"

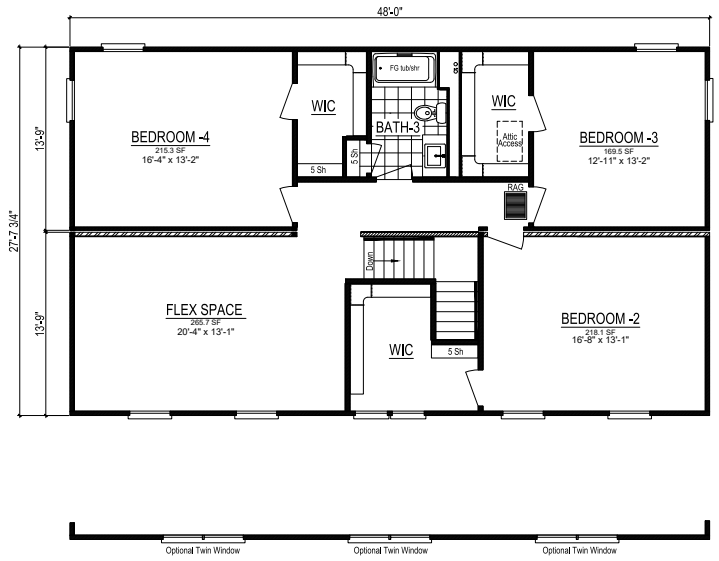
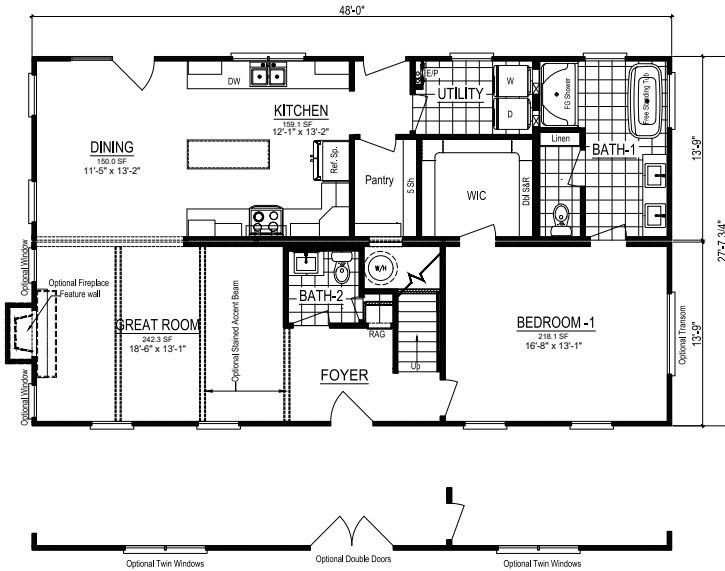
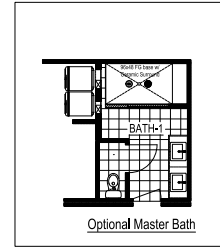
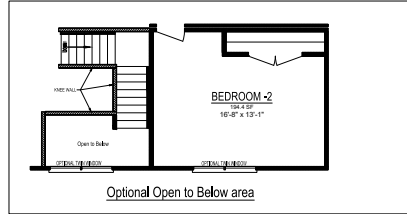
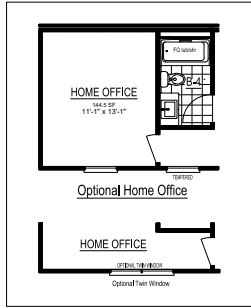
FLOOR PLAN FEATURES

Open-Concept
Two-Story Design
Designated Foyer
(Optional Two-Story Foyer)

Second Level Flex Space
(Or Optional Home Office)
Extended Kitchen Island
Expansive Walk-in Pantry
Walk-in Closets






Freestanding Bathtub
Walk-in Shower
Private Water Closet
Built-in Linen

TRADITION



Total Finished Square Footage: 2,654

CUSTOMIZE YOUR HOME





WALLBURG



Exterior Shown with Standard 7/12 Roof Pitch
Shown with Porch and Optional Exterior Features

These are artist renditions for sales purposes only. Refer to working drawings for actual dimensions.
© 2025 Cavco Martinsville, Inc./Nationwide Series. All Rights Reserved.

Similar Option:
ASPEN



Similar Option:
HEARTLAND SERIES



Similar Option:
SEAGROVE



NATIONWIDE
SERIES

SQ. FT.
1,216

BEDS
3

BATHS
2

STORIES
1

WIDTH
44'0"

DEPTH
27'8"

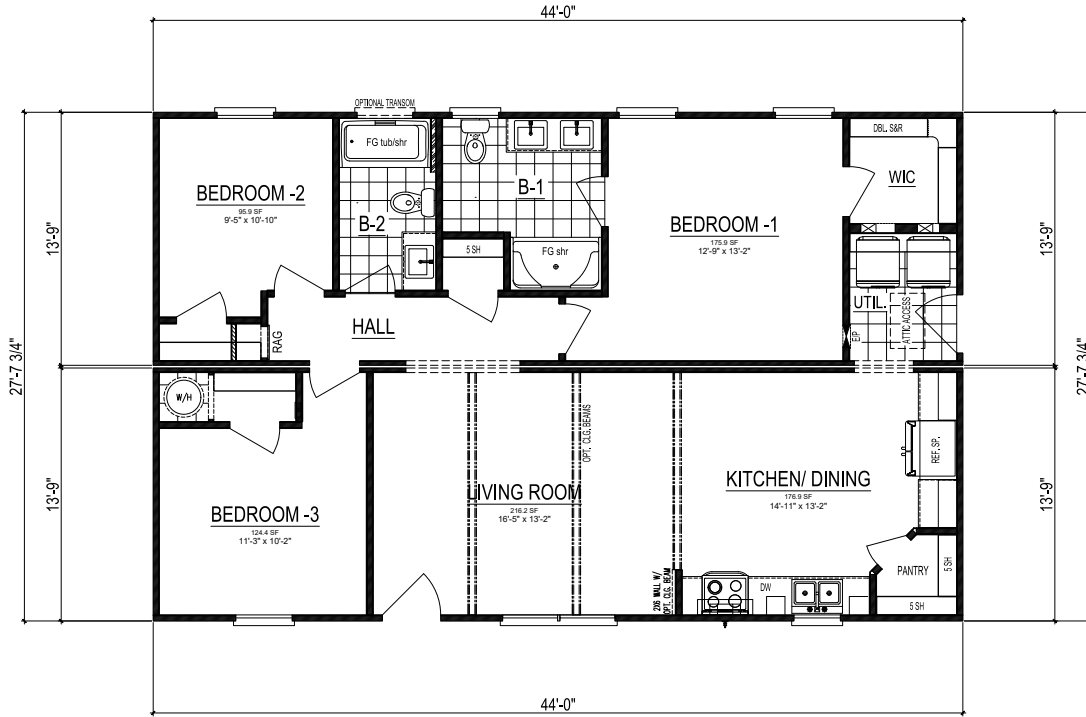
FLOOR PLAN FEATURES

Open-Concept
Split-Bedroom Design

Eat-in Kitchen
Walk-in Kitchen Pantry
Hall Closet

Primary Walk-in Closet
Walk-in Shower

WALLBURG



Total Finished Square Footage: 1,216


CUSTOMIZE YOUR HOME




HIDDEN PANTRY




CUSTOM RANGEHOODS



DECOR BEAMS



LUXURY SHOWER




PET SHOWER



WOODEN PANTRY




TRIPLE WINDOW SINK



FEATURE WALL



WOODEN RACKS



PUPPY NICHE



WHITFIELD CAPE VERSION



**Exterior Shown with Standard 7/12 Roof Pitch
Shown with Porch and Optional Exterior Features**

These are artist renditions for sales purposes only. Refer to working drawings for actual dimensions.
© 2025 Cavco Martinsville, Inc./Nationwide Series. All Rights Reserved.



**Similar Option
WHITFIELD RANCH**



**Similar Option
LIBERTY CAPE**



**Similar Option
SPARDEN CAPE**

**NATIONWIDE
SERIES**

UP TO
SQ. FT.
3,196

BEDS
3+

BATHS
2+

STORIES
1.5

WIDTH
60'0"

DEPTH
41'7"

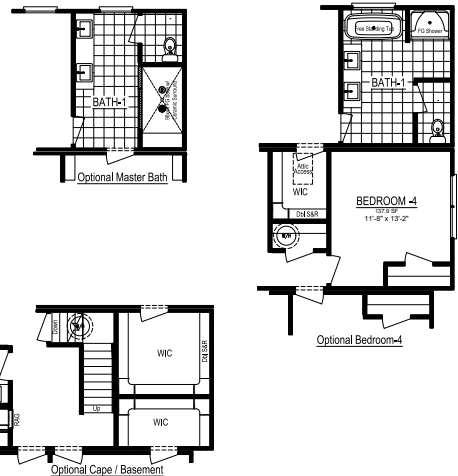
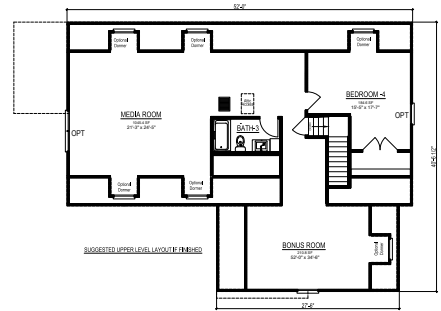
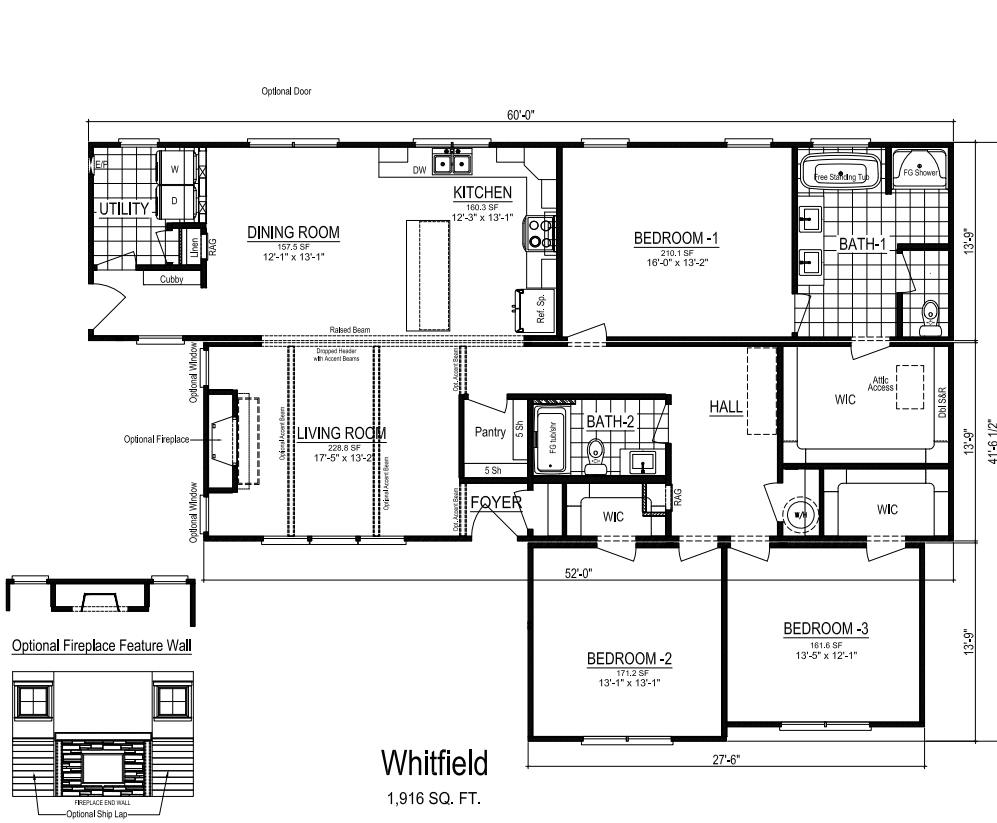
FLOOR PLAN FEATURES

Open-Concept
Split-Bedroom Design
Unfinished Ustairs
Designated Foyer

Foyer Coat Closet
Extended Kitchen Island
Expansive Utility Room
Utility Room Linen Closet
Built-in Cubby & Bench


Walk-in Closets
Freestanding Bathtub
Private Water Closet
Optional Bedroom 4 Design

WHITFIELD CAPE VERSION



First Floor: 1,916 Sq. Ft. Finished | Second Floor: 1,280 Sq. Ft. Unfinished | Total Potential Square Footage: 3,196

CUSTOMIZE YOUR HOME





WHITFIELD RANCH VERSION



**Exterior Shown with Standard 7/12 Roof Pitch
Shown with Porch and Optional Exterior Features**

These are artist renditions for sales purposes only. Refer to working drawings for actual dimensions.
© 2025 Cavco Martinsville, Inc./Nationwide Series. All Rights Reserved.



**Similar Option
WHITFIELD CAPE**



**Similar Option
LIBERTY RANCH**



**Similar Option
SPARDEN RANCH**

**NATIONWIDE
SERIES**

**SQ. FT.
1,916**

**BEDS
3-4**

**BATHS
2**

**STORIES
1**

**WIDTH
60'0"**

**DEPTH
41'7"**

FLOOR PLAN FEATURES

Open-Concept
Split-Bedroom Design
Designated Foyer
Foyer Coat Closet

Extended Kitchen Island
Expansive Utility Room
Utility Room Linen Closet
Built-in Cubby & Bench

Walk-in Closets
Freestanding Bathtub
Private Water Closet
Optional Bedroom 4 Design

