



# APPALACHIAN



**Exterior Shown with Standard 7/12 Roof Pitch  
Shown with Porch and Optional Exterior Features**

These are artist renditions for sales purposes only. Refer to working drawings for actual dimensions.  
© 2025 Cavco Martinsville, Inc./Nationwide Series. All Rights Reserved.

**Similar Option:  
HEARTLAND I END-ENTRY**



**Similar Option:  
SEAGROVE II**



**Similar Option:  
CRAVEN**



**NATIONWIDE  
—HEARTLAND—**

**SQ. FT.  
829**

**BEDS  
1 - 2**

**BATHS  
1 - 2**

**STORIES  
1**

**WIDTH  
30'0"**

**DEPTH  
27'8"**

## FLOOR PLAN FEATURES

Open-Concept  
Versatile Cabin Plan

Farmhouse Style Eat-in Kitchen  
Kitchen Pantry

Walk-in Closet  
Linen Closet


# APPALACHIAN CABIN

## 1 BEDROOM / 1 BATHROOM



**Total Finished Square Footage: 829**


## CUSTOMIZE YOUR HOME




**HIDDEN PANTRY**




**CUSTOM RANGEHOODS**



**DECOR BEAMS**



**LUXURY SHOWER**




**PET SHOWER**



**WOODEN PANTRY**




**TRIPLE WINDOW SINK**



**FEATURE WALL**



**WOODEN RACKS**

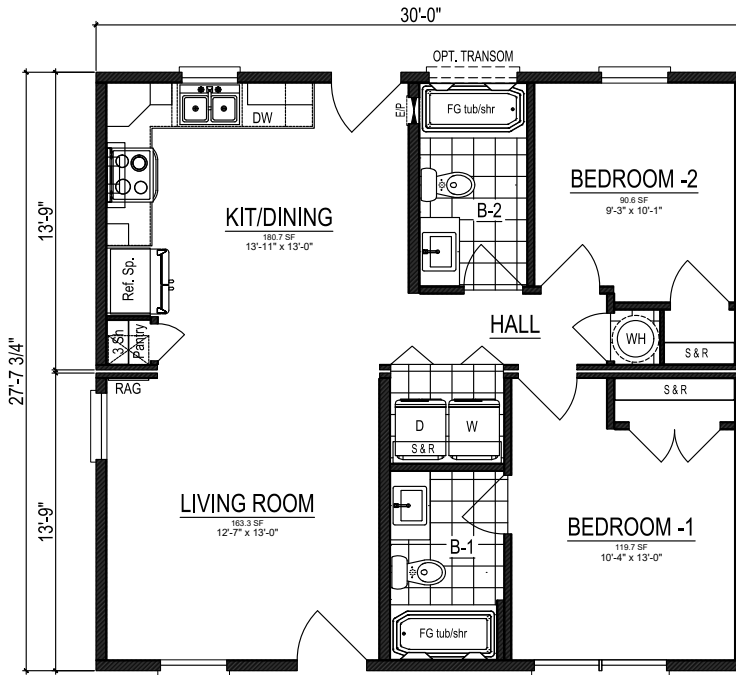


**PUPPY NICHE**



# APPALACHIAN CABIN

2 BEDROOM / 2 BATHROOM



Total Finished Square Footage: 829


## CUSTOMIZE YOUR HOME




HIDDEN PANTRY




CUSTOM RANGEHOODS



DECOR BEAMS



LUXURY SHOWER




PET SHOWER



WOODEN PANTRY




TRIPLE WINDOW SINK



FEATURE WALL



WOODEN RACKS



PUPPY NICHE



# GRANDVIEW I



**Exterior Shown with Standard 7/12 Roof Pitch  
Shown with Porch and Optional Exterior Features**

These are artist renditions for sales purposes only. Refer to working drawings for actual dimensions.  
© 2025 Cavco Martinsville, Inc./Nationwide Series. All Rights Reserved.



**Similar Option:  
GRANDVIEW II**



**Similar Option:  
SPARTA CAPE ALT.**



**Similar Option:  
HEARTLAND I**

**NATIONWIDE**  
—HEARTLAND—

STARTING AT  
SQ. FT.  
1,659+

BEDS  
3

BATHS  
2

STORIES  
1

WIDTH  
60'0"

DEPTH  
27'8"-31'8"

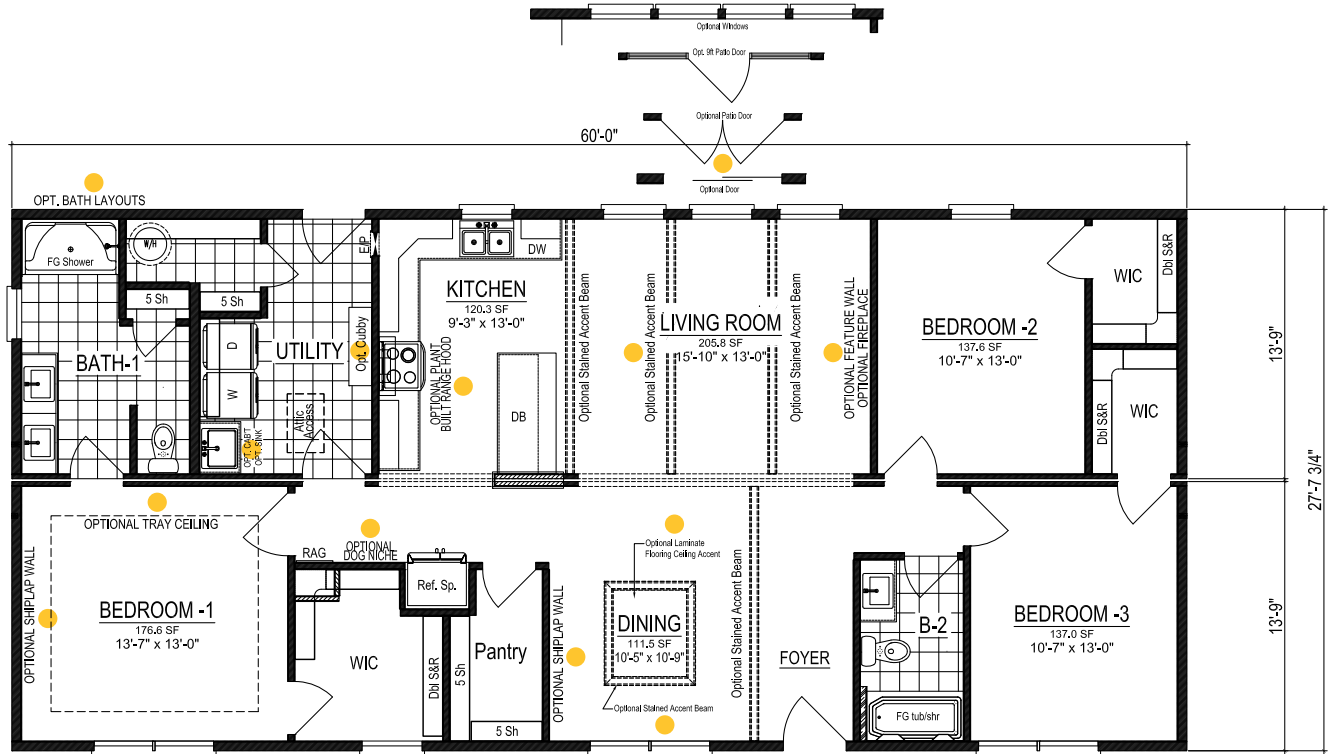
## FLOOR PLAN FEATURES

Versatile Family of Plans  
Various Exteriors  
Open Concept

Extended Kitchen Island  
Expansive Walk-in Pantry  
Expansive Utility Room

Split-Bedroom Design  
Walk-in Closets  
Built-in Shelving






# GRANDVIEW I



● Used to indicate optional features

Total Finished Square Footage: 1,659

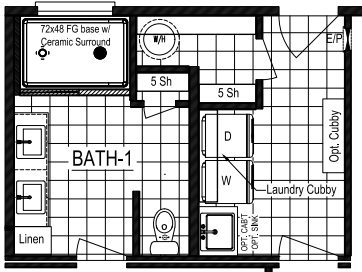
## CUSTOMIZE YOUR HOME



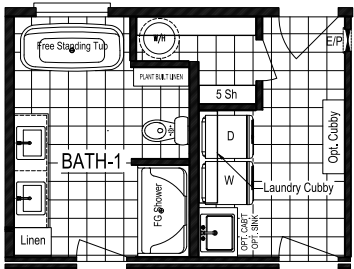




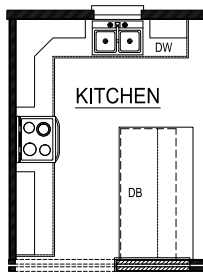
# GRANDVIEW I & II OPTIONS



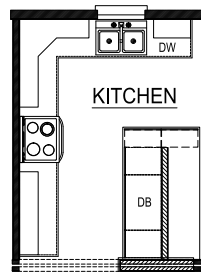
BATH-1 (OPT. LAYOUT-A)



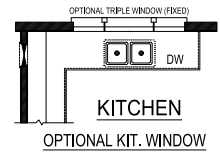
BATH-1 (OPT. LAYOUT-B)



OPTIONAL ISLAND-A

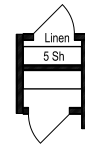


OPTIONAL ISLAND-B

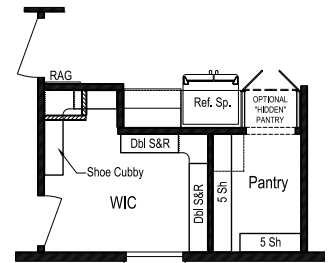


OPTIONAL KIT. WINDOW

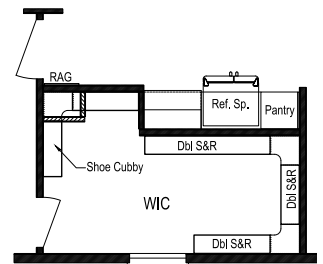
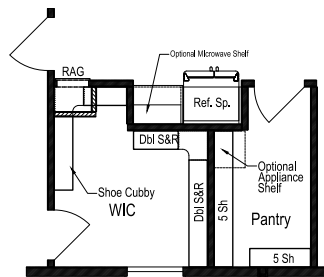
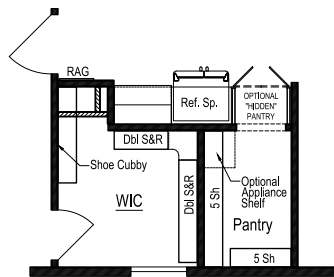
## FLOOR PLAN OPTIONS



Optional Foyer Closet / Hall Linen



OPT. KITCHEN-A



OPT. KITCHEN-B


## CUSTOMIZE YOUR HOME




HIDDEN PANTRY




CUSTOM RANGEHOODS



DECOR BEAMS



LUXURY SHOWER




PET SHOWER



WOODEN PANTRY




TRIPLE WINDOW SINK



FEATURE WALL



WOODEN RACKS



PUPPY NICHE



# GRANDVIEW II



**Exterior Shown with Standard 7/12 Roof Pitch  
Shown with Porch and Optional Exterior Features**

These are artist renditions for sales purposes only. Refer to working drawings for actual dimensions.  
© 2025 Cavco Martinsville, Inc./Nationwide Series. All Rights Reserved.

**Similar Option:  
GRANDVIEW I**



**Similar Option:  
SPARTA CAPE ALT**



**Similar Option:  
HEARTLAND III**



**NATIONWIDE  
—HEARTLAND—**

**STARTING AT  
SQ. FT.  
1,825+**

**BEDS  
3**

**BATHS  
2**

**STORIES  
1**

**WIDTH  
66'0"**

**DEPTH  
27'8"-31'8"**

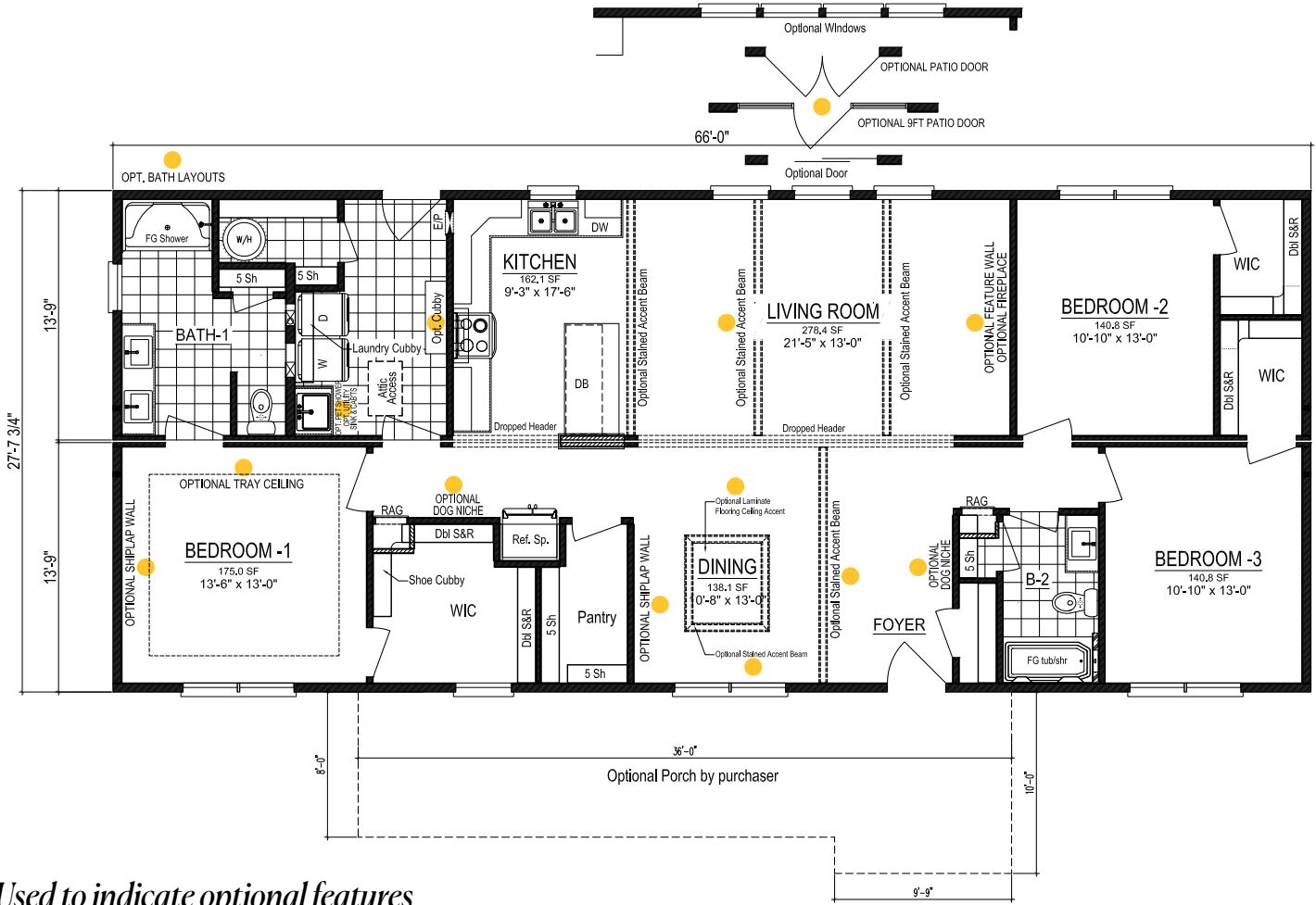
## FLOOR PLAN FEATURES

Versatile Family of Plans  
Various Exteriors  
Open Concept

Extended Kitchen Island  
Expansive Walk-in Pantry  
Expansive Utility Room

Split-Bedroom Design  
Walk-in Closets  
Built-in Shelving

# GRANDVIEW II



Total Finished Square Footage: 1,825


## CUSTOMIZE YOUR HOME




HIDDEN PANTRY




CUSTOM RANGEHOODS



DECOR BEAMS



LUXURY SHOWER




PET SHOWER



WOODEN PANTRY



TRIPLE WINDOW SINK



FEATURE WALL

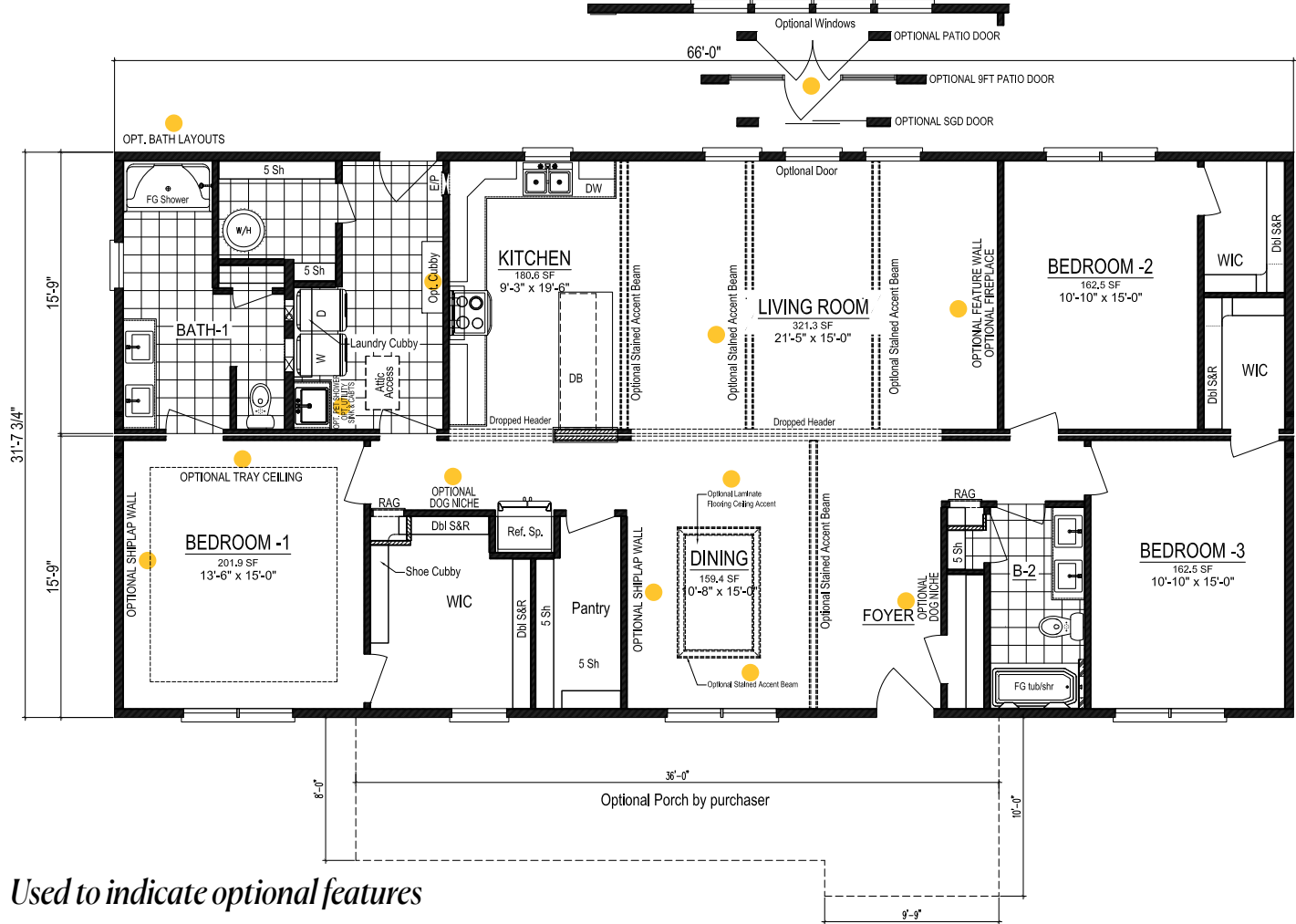


WOODEN RACKS







PUPPY NICHE

# GRANDVIEW II XL



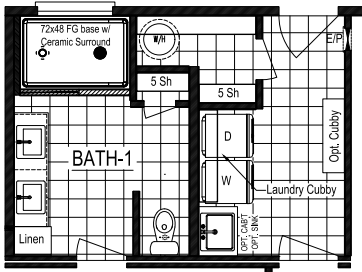
Total Finished Square Footage: 2,089

## CUSTOMIZE YOUR HOME

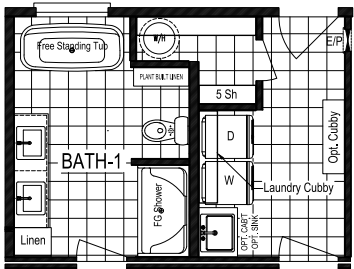




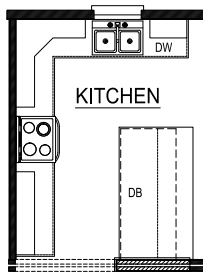
# GRANDVIEW I & II OPTIONS



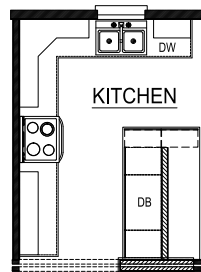
BATH-1 (OPT. LAYOUT-A)



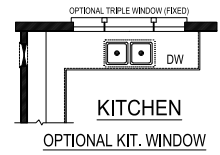
BATH-1 (OPT. LAYOUT-B)



OPTIONAL ISLAND-A

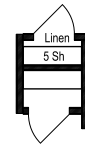


OPTIONAL ISLAND-B

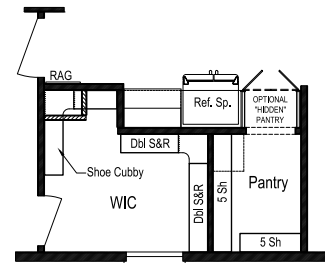


OPTIONAL KIT. WINDOW

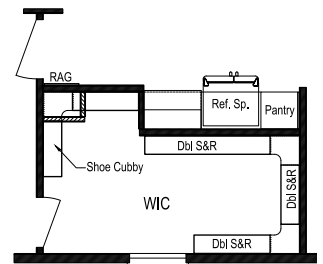
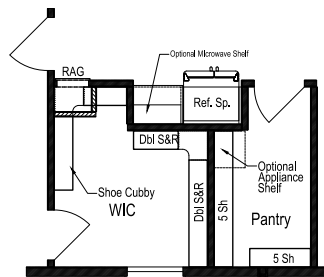
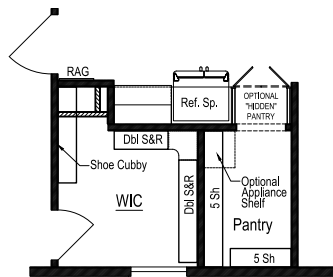
## FLOOR PLAN OPTIONS



Optional Foyer Closet / Hall Linen



OPT. KITCHEN-A



OPT. KITCHEN-B


## CUSTOMIZE YOUR HOME




HIDDEN PANTRY




CUSTOM RANGEHOODS



DECOR BEAMS



LUXURY SHOWER




PET SHOWER



WOODEN PANTRY




TRIPLE WINDOW SINK



FEATURE WALL



WOODEN RACKS



PUPPY NICHE



# GRANDVIEW III



**Exterior Shown with Standard 12/12 Roof Pitch  
Shown with Porch and Optional Exterior Features**

These are artist renditions for sales purposes only. Refer to working drawings for actual dimensions.  
© 2025 Cavco Martinsville, Inc./Nationwide Series. All Rights Reserved.



**Alternate Exterior  
GRANDVIEW III**



**Similar Option:  
OAK**



**Similar Option:  
OAK (Alternate Exterior)**

**NATIONWIDE  
—HEARTLAND—**

UP TO  
SQ. FT.  
2,250

BEDS  
1+

BATHS  
1.5+

STORIES  
1.5

WIDTH  
48'0"

DEPTH  
27'8"

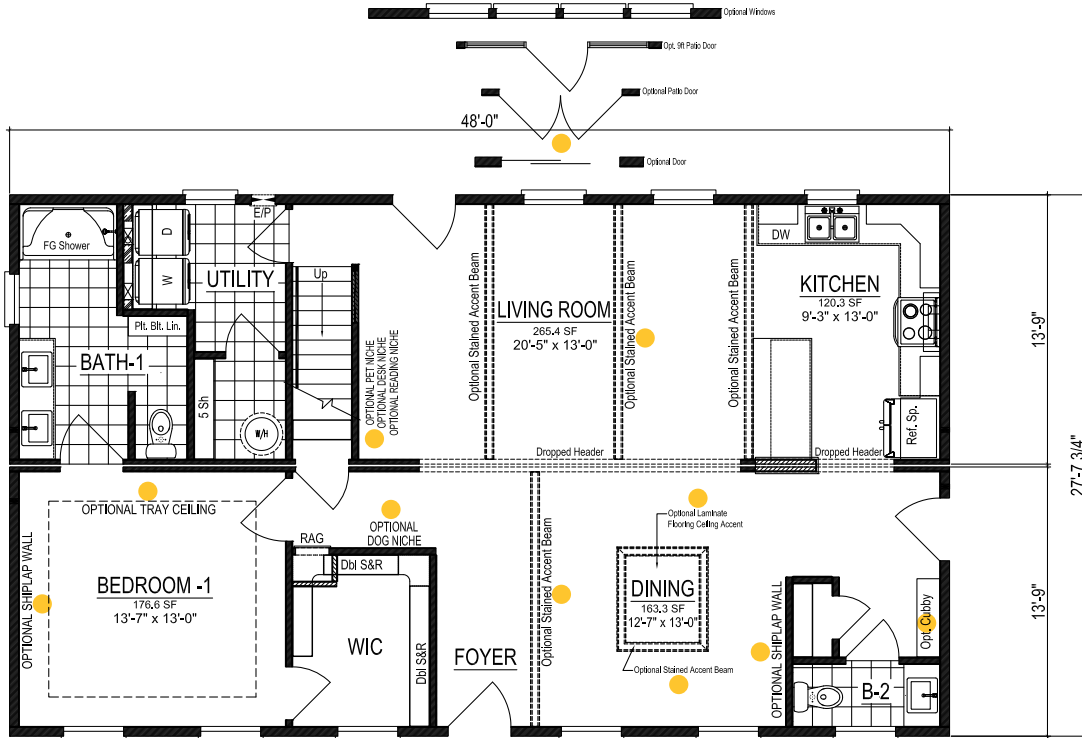
## FLOOR PLAN FEATURES

Versatile Family of Plans  
Various Exteriors  
Designated Foyer

Open Concept  
Extended Kitchen Island  
Walk-in Shower

Expansive Utility Room  
Walk-in Closets  
Built-in Linen

# GRANDVIEW III



● Used to indicate optional features

First Floor: 1,327 Sq. Ft. Finished | Second Floor: 923 Sq. Ft. Unfinished | Total Potential Square Footage: 2,250


## CUSTOMIZE YOUR HOME




HIDDEN PANTRY




CUSTOM RANGEHOODS



DECOR BEAMS



LUXURY SHOWER




PET SHOWER



WOODEN PANTRY




TRIPLE WINDOW SINK



FEATURE WALL



WOODEN RACKS



PUPPY NICHE



# GRANDVIEW IV



**Exterior Shown with Standard 7/12 Roof Pitch**  
**Shown with Optional Bumpout Porch and Optional Exterior Features**  
 These are artist renditions for sales purposes only. Refer to working drawings for actual dimensions.  
 © 2025 Cavco Martinsville, Inc./Nationwide Series. All Rights Reserved.



**Similar Option:**  
**GRANDVIEW II**



**Similar Option:**  
**HEARTLAND III**



**Similar Option:**  
**DOWNINGTOWN**

**NATIONWIDE**  
 —HEARTLAND—

**SQ. FT.**  
 2,115

**BEDS**  
 4

**BATHS**  
 2

**STORIES**  
 1

**WIDTH**  
 72'0"

**DEPTH**  
 27'8"

## FLOOR PLAN FEATURES

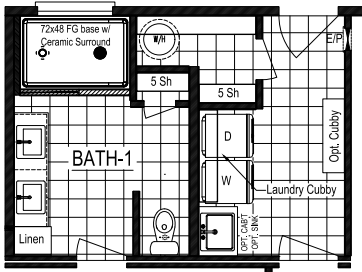
Versatile Family of Plans  
 Various Exteriors  
 Foyer Space

Open Concept  
 Extended Kitchen Island  
 Expansive Walk-in Pantry

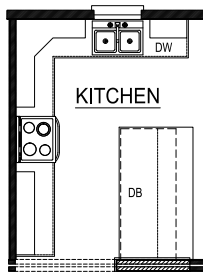
Expansive Utility Room  
 Walk-in Closets  
 4x6' Luxury Ceramic Shower



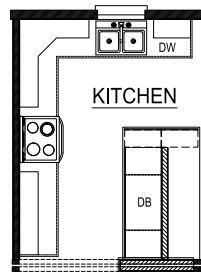
# GRANDVIEW IV OPTIONS



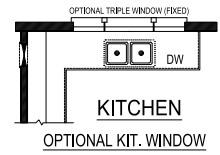
BATH-1 (OPT. LAYOUT-A)



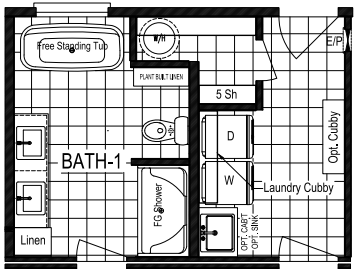
OPTIONAL ISLAND-A



OPTIONAL ISLAND-B

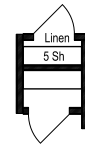


OPTIONAL KIT. WINDOW

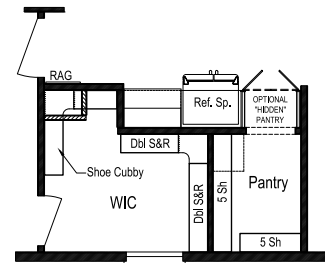


BATH-1 (OPT. LAYOUT-B)

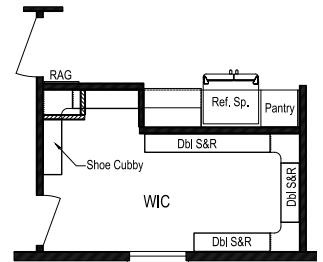
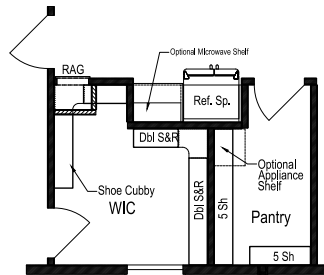
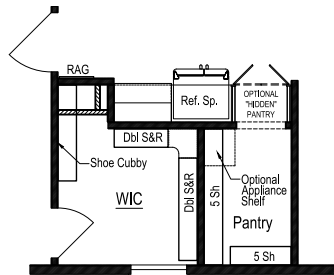
## FLOOR PLAN OPTIONS



Optional Foyer Closet / Hall Linen



OPT. KITCHEN-A



OPT. KITCHEN-B


## CUSTOMIZE YOUR HOME




HIDDEN PANTRY




CUSTOM RANGEHOODS



DECOR BEAMS



LUXURY SHOWER




PET SHOWER



WOODEN PANTRY




TRIPLE WINDOW SINK



FEATURE WALL



WOODEN RACKS



PUPPY NICHE




# HEARTLAND I




## ELEVATION A

Exterior Shown with Standard 7/12 Roof Pitch  
Shown with Porch and Optional Exterior Features


These are artist renditions for sales purposes only. Refer to working drawings for actual dimensions.  
© 2025 Cavco Martinsville, Inc./Nationwide Series. All Rights Reserved.



Elevation  
B



Elevation  
C



Elevation  
D

NATIONWIDE  
—HEARTLAND—

SQ. FT.  
1,548

BEDS  
3-4

BATHS  
2

STORIES  
1

WIDTH  
56'0"

DEPTH  
27'8"

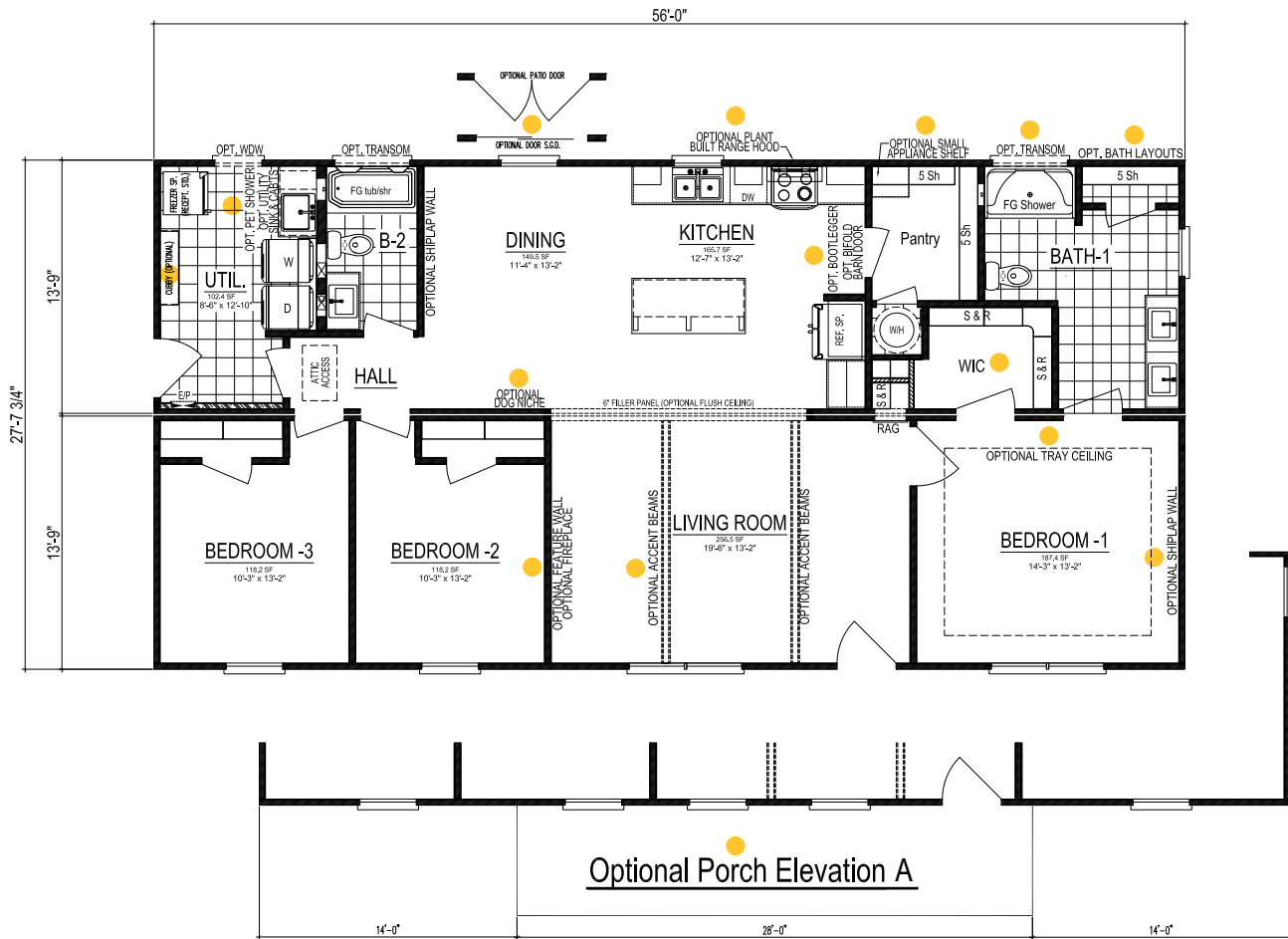
## FLOOR PLAN FEATURES

Versatile Family of Plans  
Various Exteriors  
Open Concept

Extended Kitchen Island  
Expansive Walk-in Pantry  
Expansive Utility Room

Split-Bedroom Design  
Primary Walk-in Closet  
Built-in Shelving

# HEARTLAND I



● Used to indicate optional features

Total Finished Square Footage: 1,548


## CUSTOMIZE YOUR HOME




HIDDEN PANTRY




CUSTOM RANGEHOODS



DECOR BEAMS



LUXURY SHOWER




PET SHOWER



WOODEN PANTRY




TRIPLE WINDOW SINK



FEATURE WALL



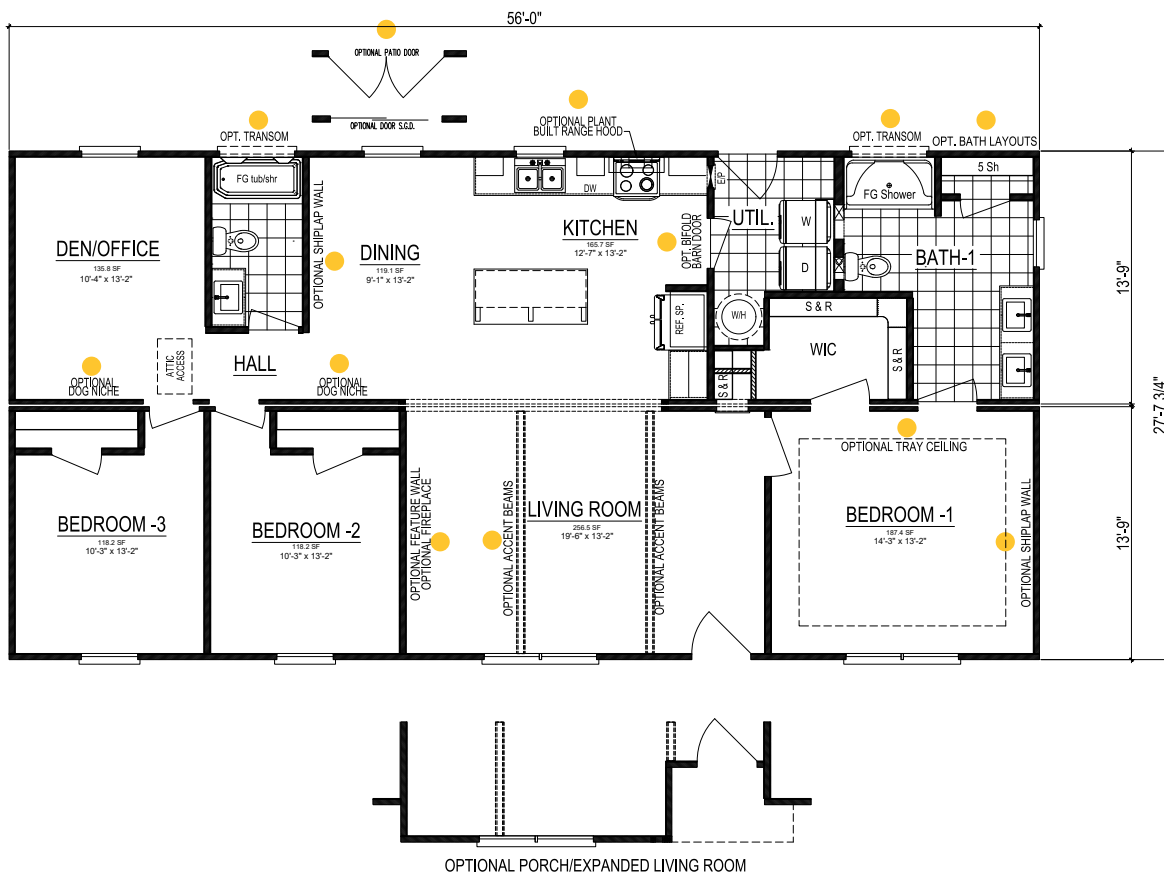
WOODEN RACKS



PUPPY NICHE

# HEARTLAND I

## OPTIONAL DEN/OFFICE



● Used to indicate optional features

Total Finished Square Footage: 1,548


## CUSTOMIZE YOUR HOME




HIDDEN PANTRY




CUSTOM RANGEHOODS



DECOR BEAMS



LUXURY SHOWER




PET SHOWER



WOODEN PANTRY




TRIPLE WINDOW SINK



FEATURE WALL



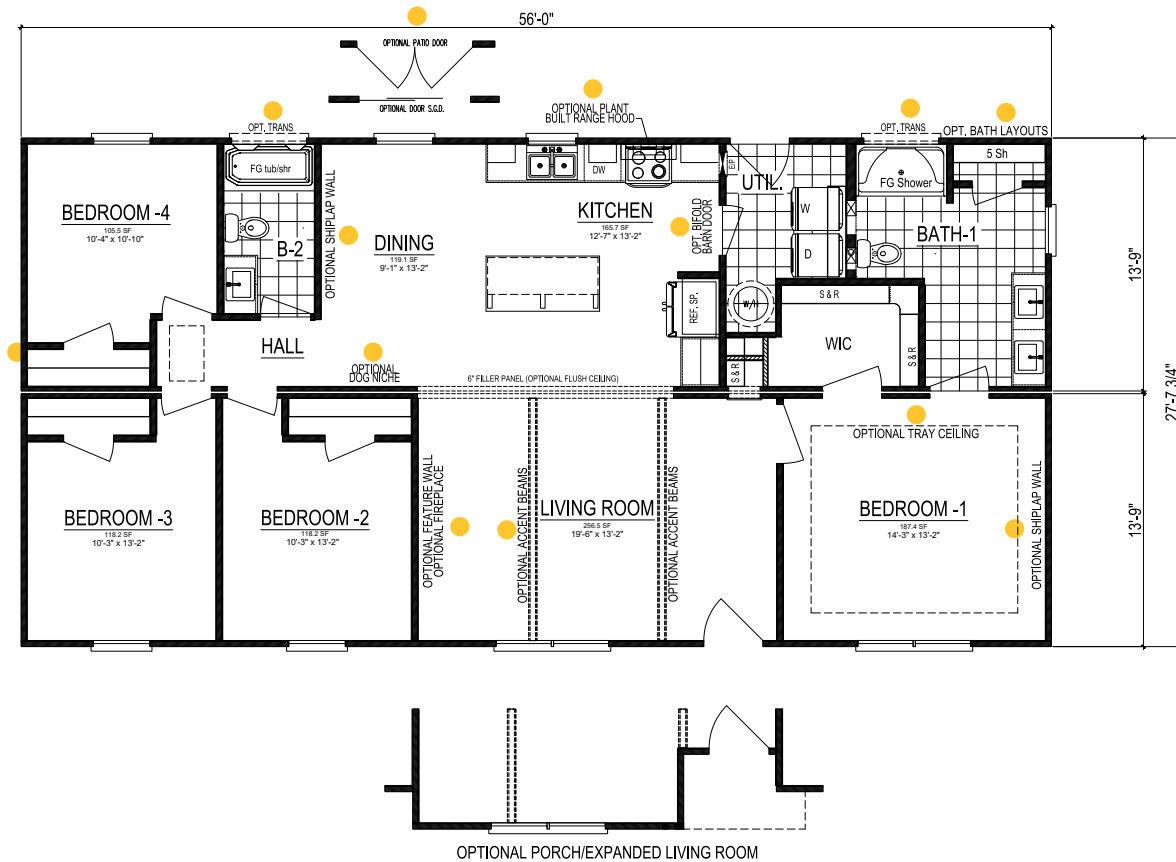
WOODEN RACKS



PUPPY NICHE

# HEARTLAND I

## OPTIONAL FOUR BEDROOM



● Used to indicate optional features

Total Finished Square Footage: 1,548


## CUSTOMIZE YOUR HOME




HIDDEN PANTRY




CUSTOM RANGEHOODS



DECOR BEAMS



LUXURY SHOWER




PET SHOWER



WOODEN PANTRY




TRIPLE WINDOW SINK



FEATURE WALL



WOODEN RACKS

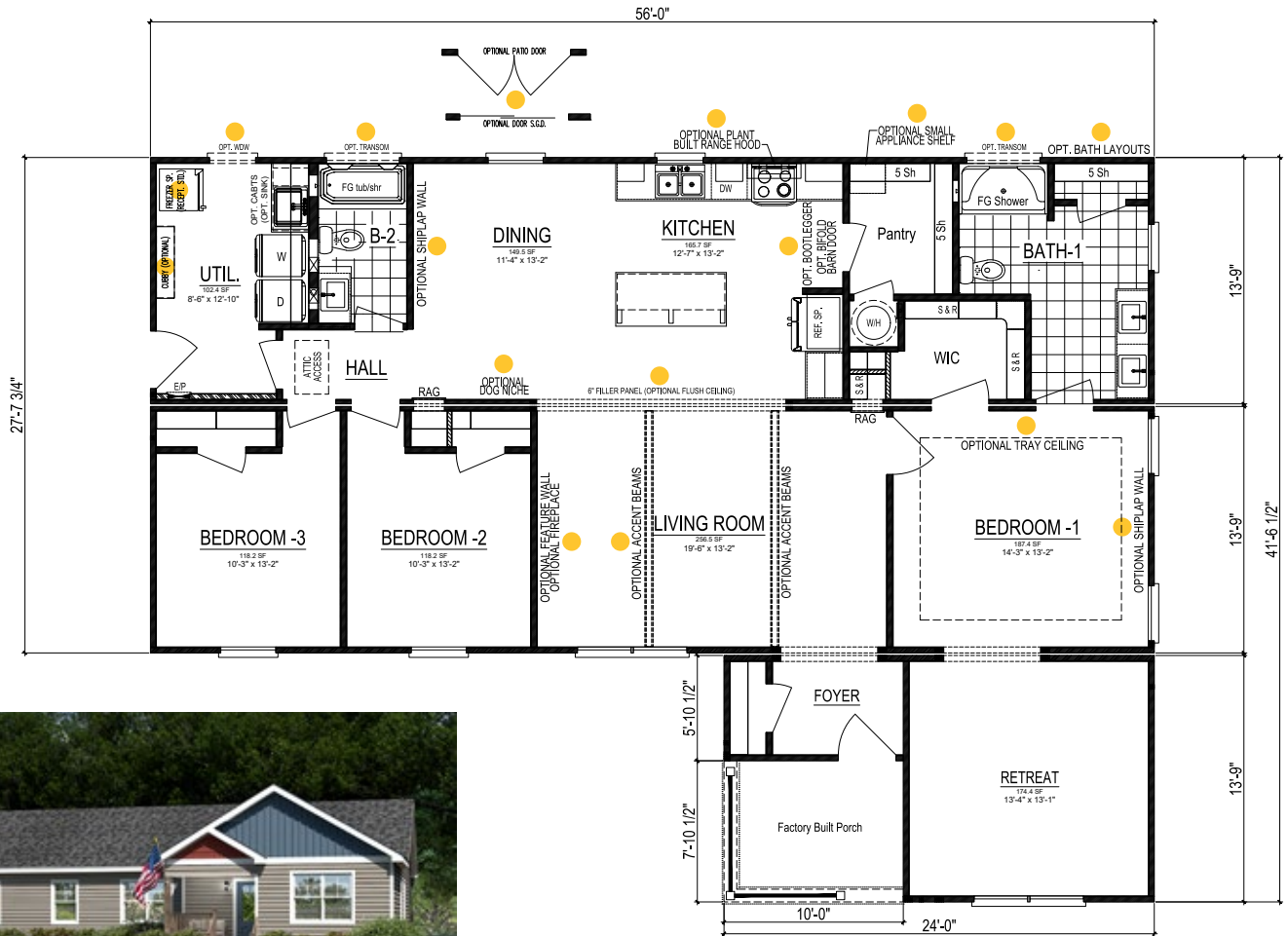


PUPPY NICHE

SCAN FOR VIDEO TOUR



# HEARTLAND I T-RANCH



● Used to indicate optional features

Total Finished Square Footage: 1,803 (Dimensions: 56'0" x 41'7")


## CUSTOMIZE YOUR HOME




HIDDEN PANTRY




CUSTOM RANGEHOODS



DECOR BEAMS



LUXURY SHOWER




PET SHOWER



WOODEN PANTRY




TRIPLE WINDOW SINK



FEATURE WALL



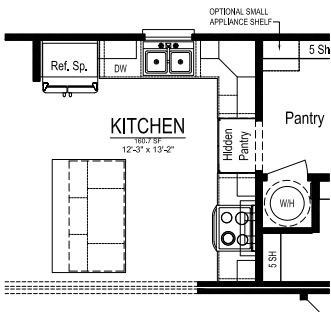
WOODEN RACKS



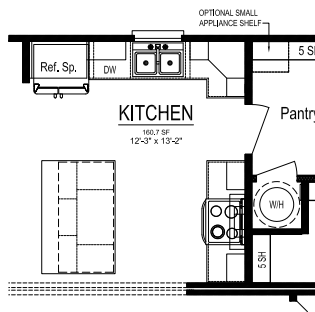
PUPPY NICHE

# HEARTLAND

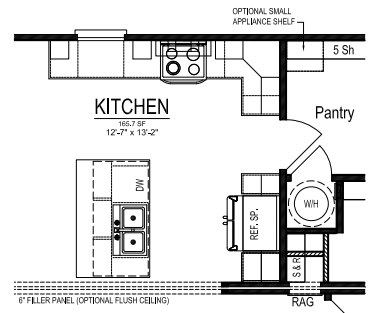
## ADDITIONAL KITCHEN & PANTRY LAYOUTS



Optional Kitchen-A  
w/ Bootlegger Pantry

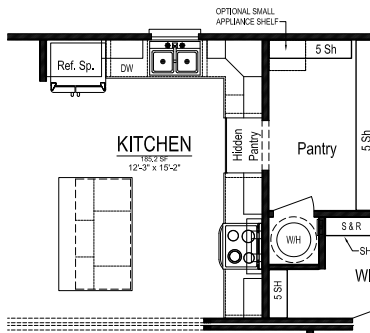


Optional Kitchen-A

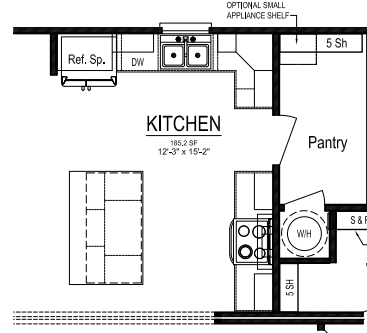


Optional Kitchen-B

### HEARTLAND OPTIONAL KITCHEN LAYOUTS



Optional Kitchen w/  
Bootlegger Pantry



Optional Kitchen

### HEARTLAND XL OPTIONAL KITCHEN LAYOUTS


# CUSTOMIZE YOUR HOME




HIDDEN PANTRY




CUSTOM RANGEHOODS



DECOR BEAMS



LUXURY SHOWER




PET SHOWER



WOODEN PANTRY




TRIPLE WINDOW SINK



FEATURE WALL



WOODEN RACKS



PUPPY NICHE



# HEARTLAND I

## CAPE VERSION



### ELEVATION A

Exterior Shown with Standard 12/12 Roof Pitch  
Shown with Porch and Optional Exterior Features

These are artist renditions for sales purposes only. Refer to working drawings for actual dimensions.  
© 2025 Cavco Martinsville, Inc./Nationwide Series. All Rights Reserved.



Elevation B



Elevation C



Elevation D

NATIONWIDE  
—HEARTLAND—

UP TO  
SQ. FT.  
2,813

BEDS  
3+

BATHS  
2+

STORIES  
1.5

WIDTH  
60'0"

DEPTH  
27'8"

## FLOOR PLAN FEATURES

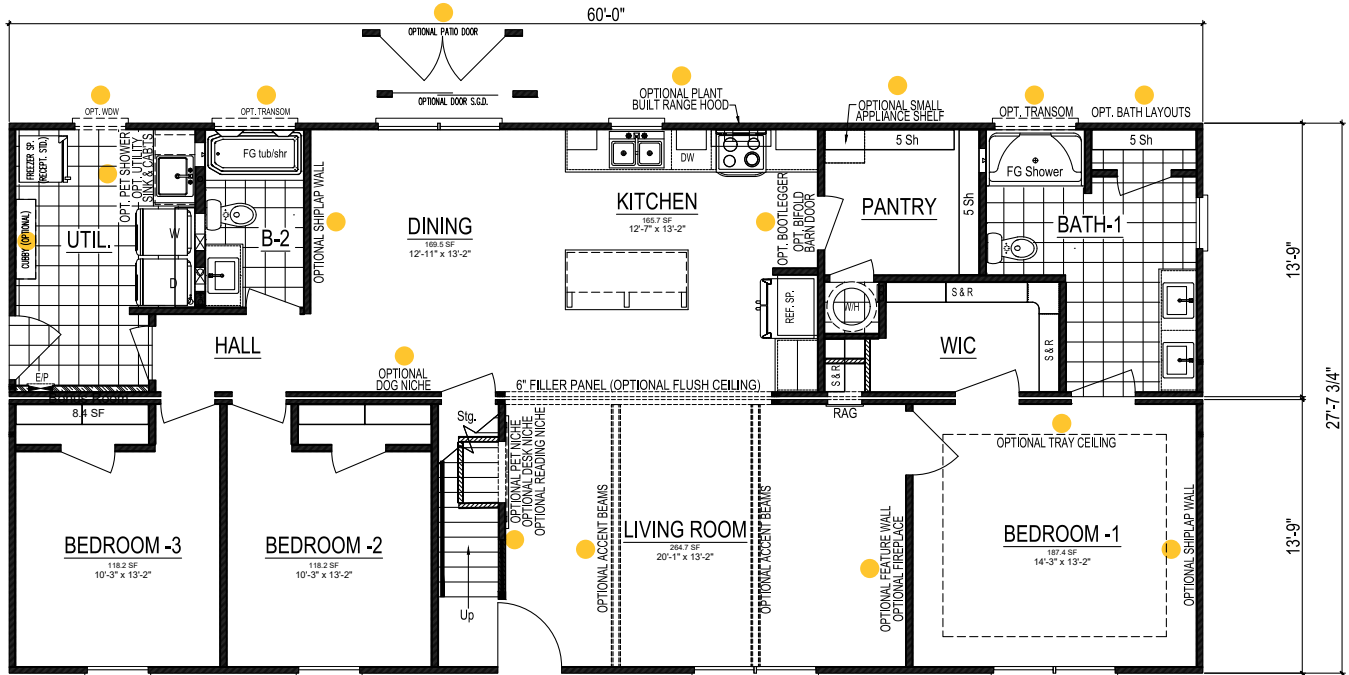
Versatile Family of Plans  
Various Exteriors  
Unfinished Upstairs

Open Concept  
Extended Kitchen Island  
Expansive Walk-in Pantry

Expansive Utility Room  
Split-Bedroom Design  
Primary Walk-in Closet

# HEARTLAND I

## CAPE VERSION



● Used to indicate optional features

First Floor: 1,659 Sq. Ft. Finished | Second Floor: 1,154 Sq. Ft. Unfinished | **Total Potential Square Footage: 2,813**


## CUSTOMIZE YOUR HOME




HIDDEN PANTRY




CUSTOM RANGEHOODS



DECOR BEAMS



LUXURY SHOWER




PET SHOWER



WOODEN PANTRY




TRIPLE WINDOW SINK



FEATURE WALL



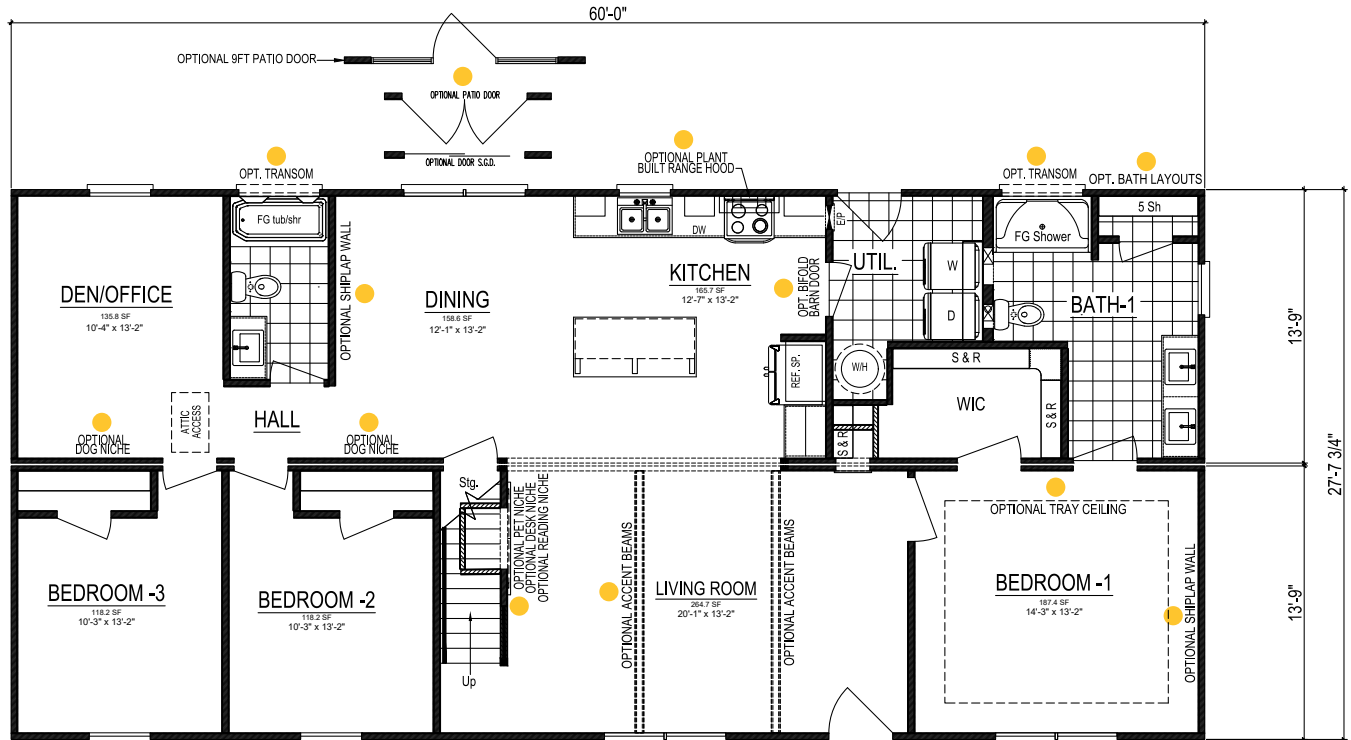
WOODEN RACKS



PUPPY NICHE

# HEARTLAND I

CAPE VERSION with DEN/OFFICE



● Used to indicate optional features

First Floor: 1,659 Sq. Ft. Finished | Second Floor: 1,154 Sq. Ft. Unfinished | **Total Potential Square Footage: 2,813**


## CUSTOMIZE YOUR HOME




HIDDEN PANTRY




CUSTOM RANGEHOODS



DECOR BEAMS



LUXURY SHOWER




PET SHOWER



WOODEN PANTRY




TRIPLE WINDOW SINK



FEATURE WALL



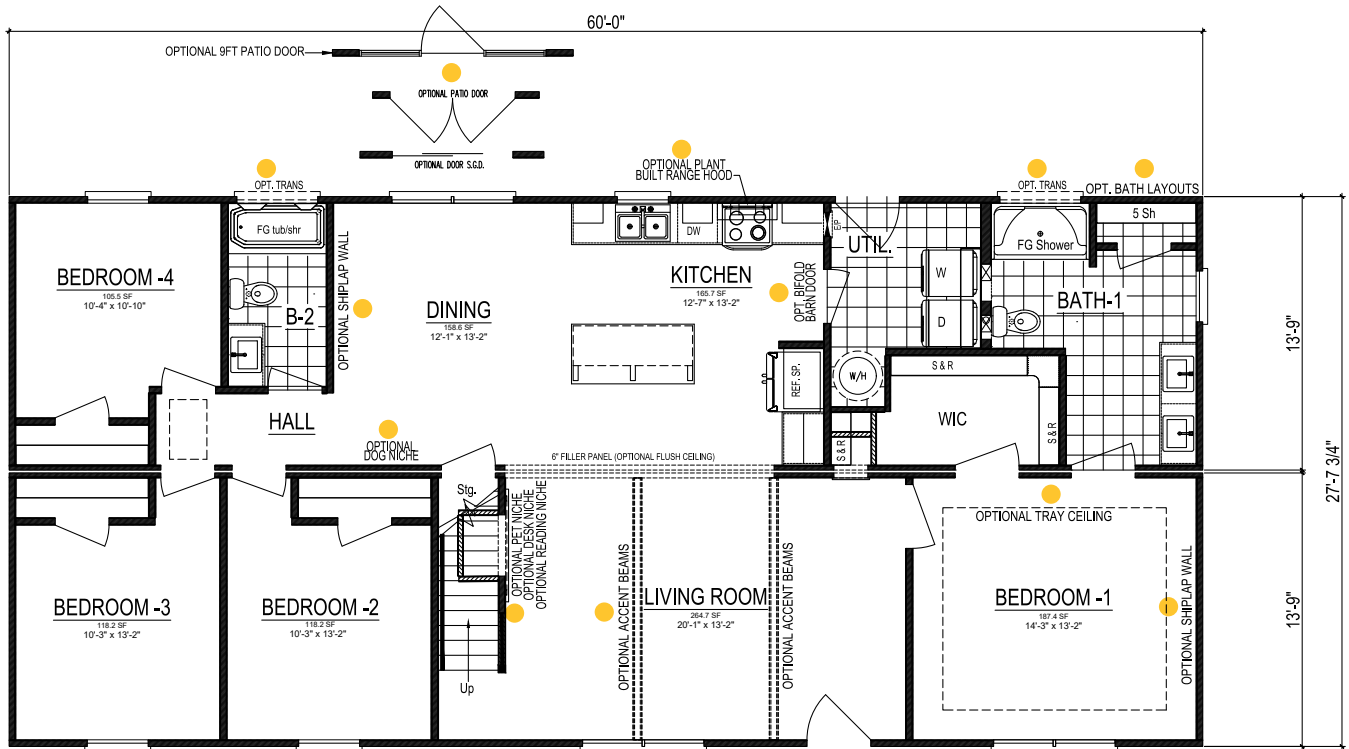
WOODEN RACKS



PUPPY NICHE

# HEARTLAND I


## CAPE VERSION with FOUR BEDROOM



● Used to indicate optional features

First Floor: 1,659 Sq. Ft. Finished | Second Floor: 1,154 Sq. Ft. Unfinished | **Total Potential Square Footage: 2,813**

## CUSTOMIZE YOUR HOME



HIDDEN PANTRY

CUSTOM RANGEHOODS

DECOR BEAMS

LUXURY SHOWER

PET SHOWER

WOODEN PANTRY

TRIPLE WINDOW SINK

FEATURE WALL

WOODEN RACKS

PUPPY NICHE



# HEARTLAND I

## END-ENTRY



Exterior Shown with Standard 7/12 Roof Pitch  
Shown with Porch and Optional Exterior Features

These are artist renditions for sales purposes only. Refer to working drawings for actual dimensions.  
© 2025 Cavco Martinsville, Inc./Nationwide Series. All Rights Reserved.



Similar Option:  
**BAYVIEW**



Similar Option:  
**GARLAND**



Similar Option:  
**FREMONT**

**NATIONWIDE**  
—HEARTLAND—

**SQ. FT.**  
1,548

**BEDS**  
3

**BATHS**  
2

**STORIES**  
1

**WIDTH**  
27'8"

**DEPTH**  
56'0"

## FLOOR PLAN FEATURES

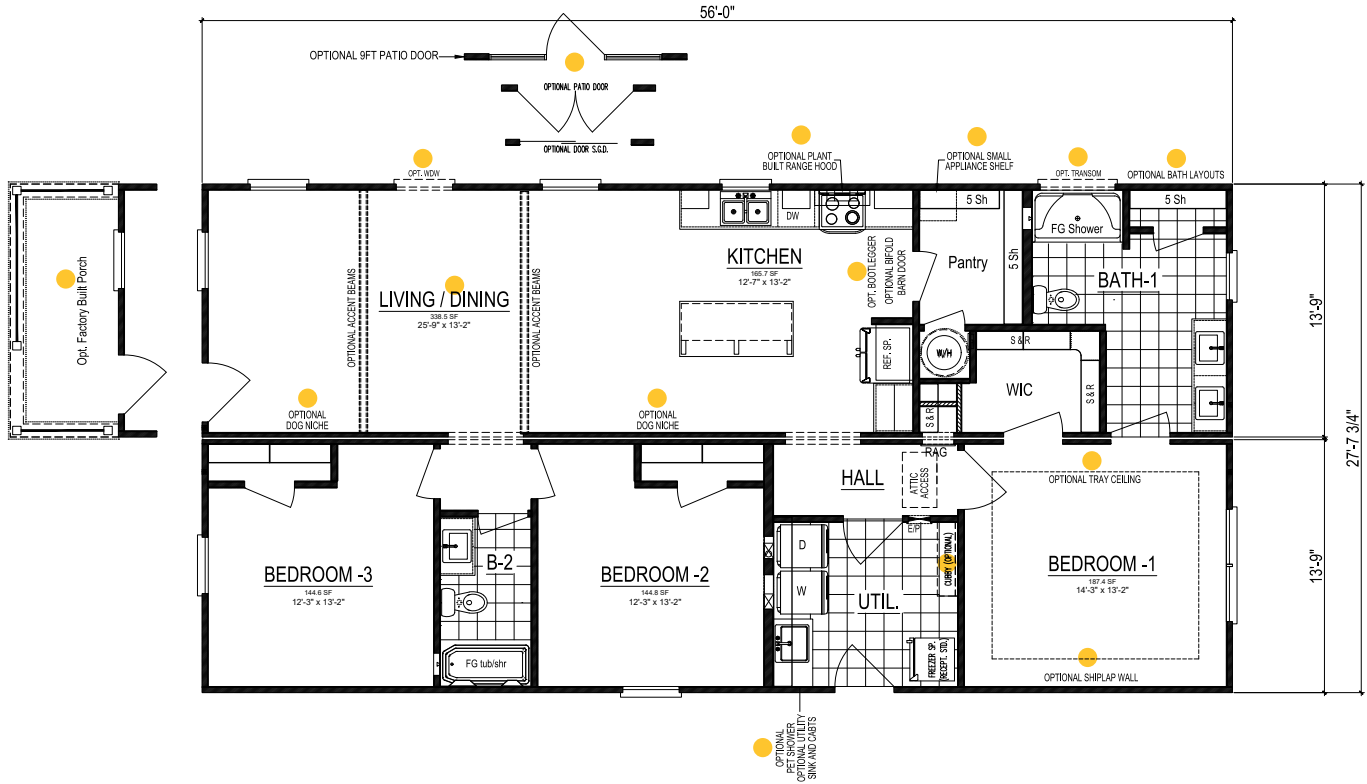
Versatile Family of Plans  
Optional Factory Built Porch  
Open Concept

Extended Kitchen Island  
Expansive Walk-in Pantry  
Expansive Utility Room

Split-Bedroom Design  
Primary Walk-in Closet  
Built-in Shelving

# HEARTLAND I

## END-ENTRY



● Used to indicate optional features

Total Finished Square Footage: 1,548


## CUSTOMIZE YOUR HOME




HIDDEN PANTRY




CUSTOM RANGEHOODS



DECOR BEAMS



LUXURY SHOWER




PET SHOWER



WOODEN PANTRY




TRIPLE WINDOW SINK



FEATURE WALL



WOODEN RACKS



PUPPY NICHE



# HEARTLAND II

## CAPE VERSION



### ELEVATION A

Exterior Shown with Standard 12/12 Roof Pitch  
Shown with Porch and Optional Exterior Features

These are artist renditions for sales purposes only. Refer to working drawings for actual dimensions.  
© 2025 Cavco Martinsville, Inc./Nationwide Series. All Rights Reserved.



Elevation  
B



Elevation  
C



Elevation  
D

NATIONWIDE  
—HEARTLAND—

UP TO  
SQ. FT.  
2,813

BEDS  
3+

BATHS  
2+

STORIES  
1.5

WIDTH  
62'0"

DEPTH  
27'8"

## FLOOR PLAN FEATURES

Versatile Family of Plans  
Various Exteriors  
Unfinished Upstairs

Open Concept  
Extended Kitchen Island  
Expansive Walk-in Pantry

Expansive Utility Room  
Split-Bedroom Design  
Primary Walk-in Closet



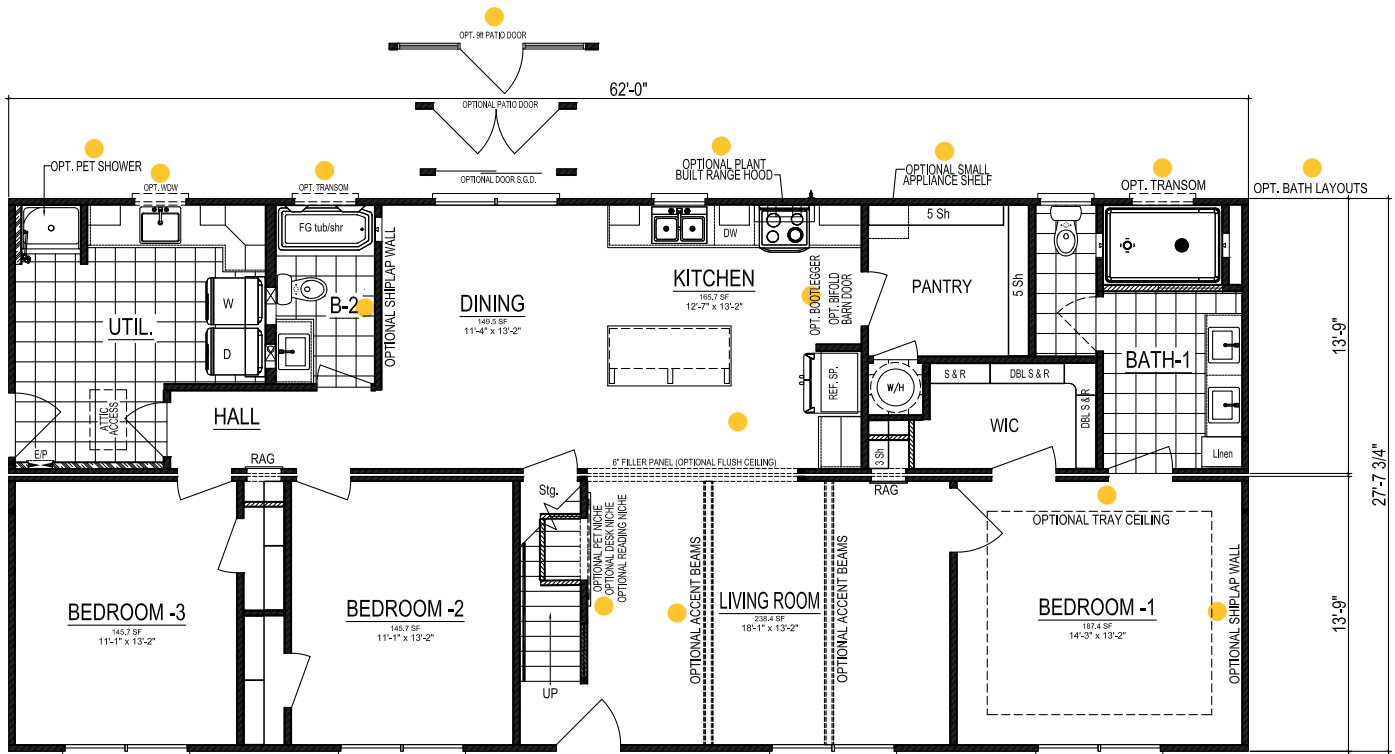






# HEARTLAND II

## CAPE VERSION with LUXURY UTILITY ROOM



● Used to indicate optional features

First Floor: 1,714 Sq. Ft. Finished | Second Floor: 1,192 Sq. Ft. Unfinished | Total Potential Square Footage: 2,906


## CUSTOMIZE YOUR HOME




HIDDEN PANTRY




CUSTOM RANGEHOODS



DECOR BEAMS



LUXURY SHOWER




PET SHOWER



WOODEN PANTRY




TRIPLE WINDOW SINK



FEATURE WALL



WOODEN RACKS



PUPPY NICHE



# HEARTLAND II



## ELEVATION A

Exterior Shown with Standard 7/12 Roof Pitch  
Shown with Porch and Optional Exterior Features

These are artist renditions for sales purposes only. Refer to working drawings for actual dimensions.  
© 2025 Cavco Martinsville, Inc./Nationwide Series. All Rights Reserved.



Elevation  
B



Elevation  
C



Elevation  
D

NATIONWIDE  
—HEARTLAND—

SQ. FT.  
1,658

BEDS  
3-4

BATHS  
2

STORIES  
1

WIDTH  
60'0"

DEPTH  
27'8"

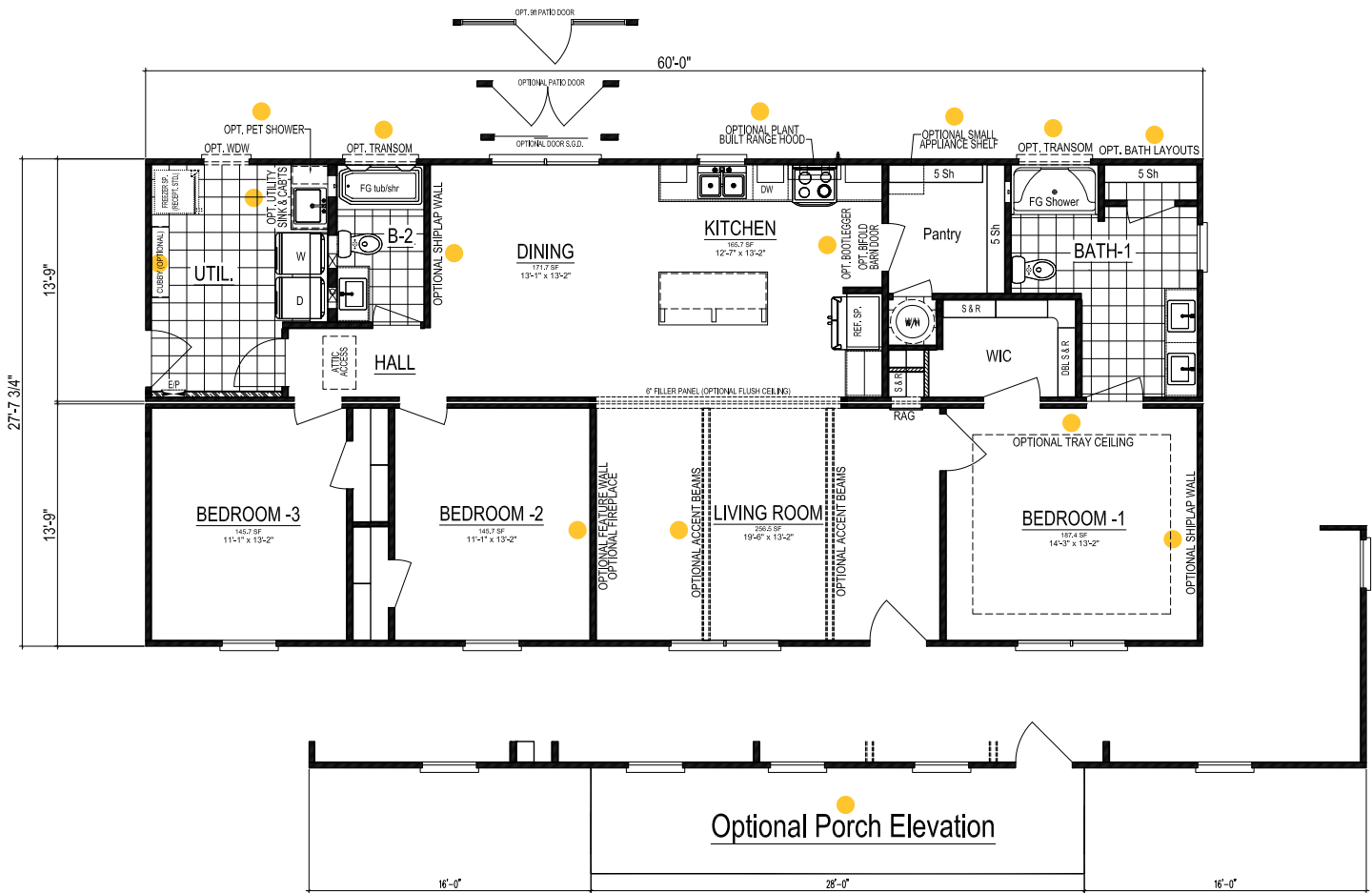
## FLOOR PLAN FEATURES

Versatile Family of Plans  
Various Exteriors  
Open Concept

Extended Kitchen Island  
Expansive Walk-in Pantry  
Expansive Utility Room

Split-Bedroom Design  
Primary Walk-in Closet  
Built-in Shelving






# HEARTLAND II



● Used to indicate optional features

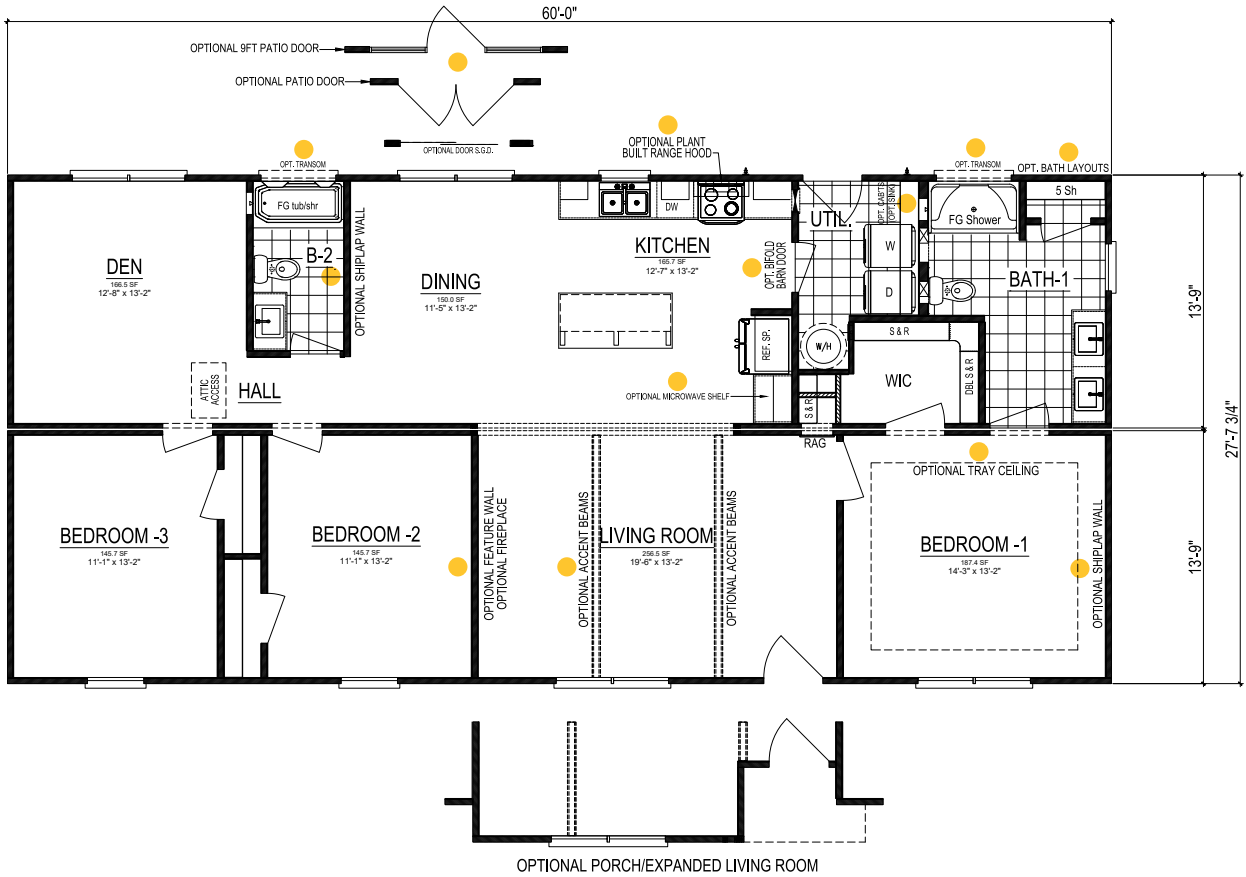
Total Finished Square Footage: 1,658

## CUSTOMIZE YOUR HOME



# HEARTLAND II

## OPTIONAL DEN/OFFICE



● Used to indicate optional features

Total Finished Square Footage: 1,658


## CUSTOMIZE YOUR HOME




HIDDEN PANTRY




CUSTOM RANGEHOODS



DECOR BEAMS



LUXURY SHOWER




PET SHOWER



WOODEN PANTRY



TRIPLE WINDOW SINK



FEATURE WALL



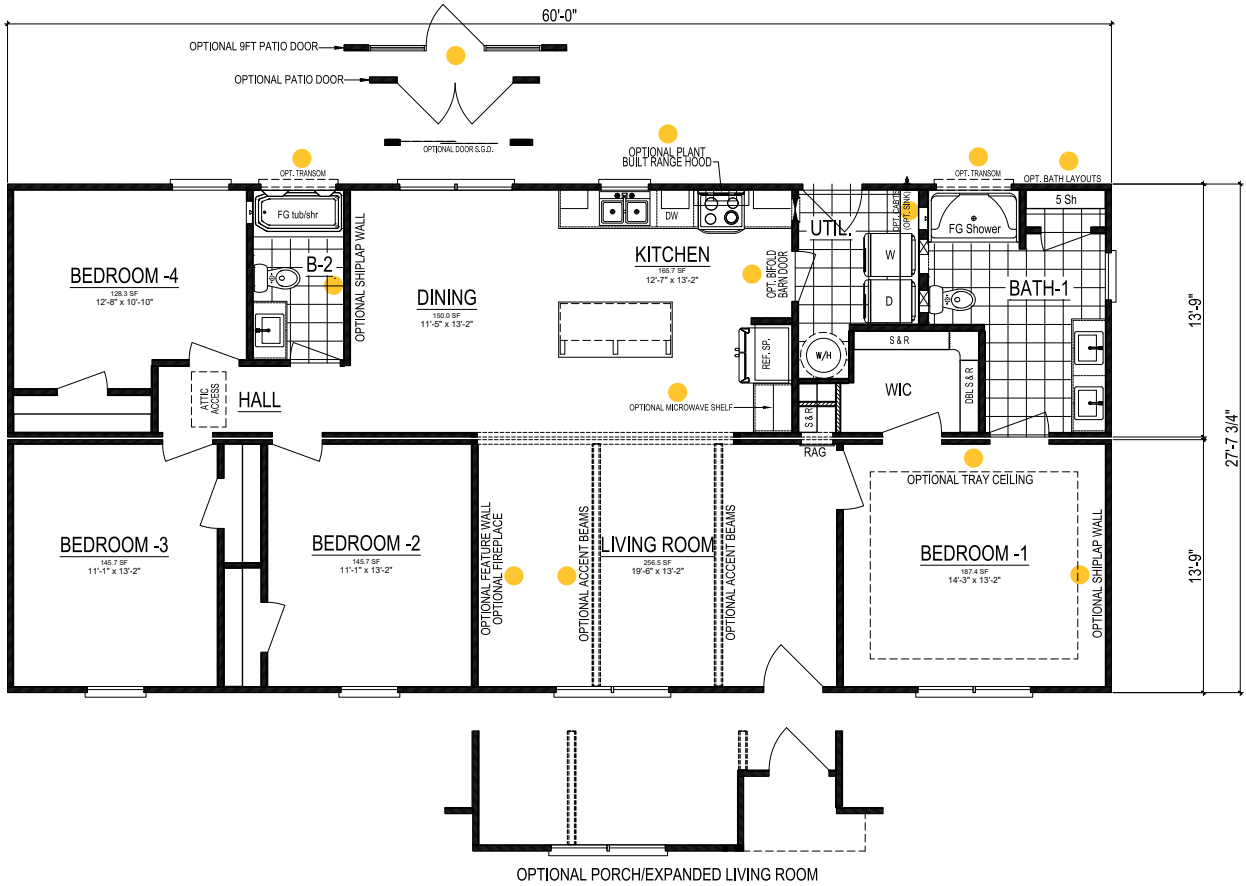
WOODEN RACKS



PUPPY NICHE

# HEARTLAND II

## OPTIONAL FOUR BEDROOM



SCAN FOR VIDEO TOUR



● Used to indicate optional features

Total Finished Square Footage: 1,658


## CUSTOMIZE YOUR HOME




HIDDEN PANTRY




CUSTOM RANGEHOODS



DECOR BEAMS



LUXURY SHOWER




PET SHOWER



WOODEN PANTRY




TRIPLE WINDOW SINK



FEATURE WALL



WOODEN RACKS

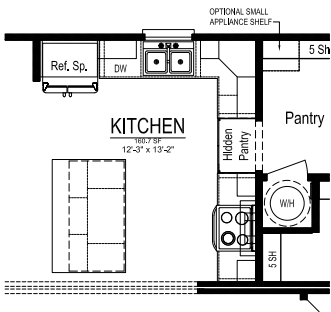


PUPPY NICHE

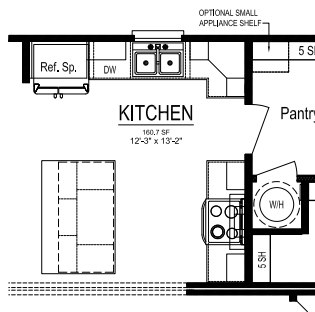


# HEARTLAND

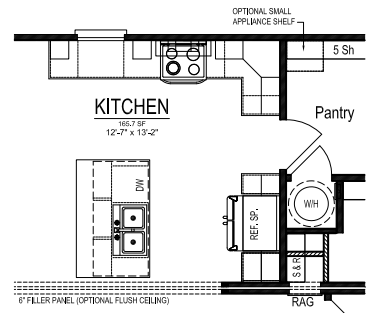
## ADDITIONAL KITCHEN & PANTRY LAYOUTS



Optional Kitchen-A  
w/ Bootlegger Pantry

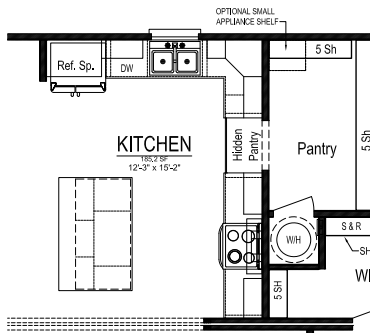


Optional Kitchen-A

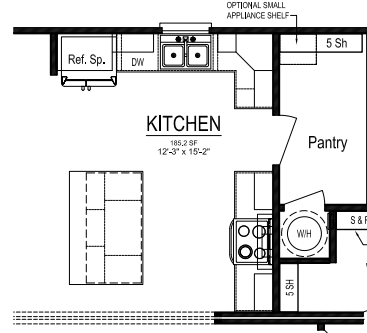


Optional Kitchen-B

### HEARTLAND OPTIONAL KITCHEN LAYOUTS



Optional Kitchen w/  
Bootlegger Pantry



Optional Kitchen

### HEARTLAND XL OPTIONAL KITCHEN LAYOUTS


# CUSTOMIZE YOUR HOME




HIDDEN PANTRY




CUSTOM RANGEHOODS



DECOR BEAMS



LUXURY SHOWER




PET SHOWER



WOODEN PANTRY




TRIPLE WINDOW SINK



FEATURE WALL



WOODEN RACKS



PUPPY NICHE



# HEARTLAND III



## ELEVATION A

Exterior Shown with Standard 7/12 Roof Pitch  
 Shown with Porch and Optional Exterior Features


These are artist renditions for sales purposes only. Refer to working drawings for actual dimensions.  
 © 2025 Cavco Martinsville, Inc./Nationwide Series. All Rights Reserved.



Elevation  
B



Elevation  
C



Elevation  
D

NATIONWIDE  
—HEARTLAND—

SQ. FT.  
1,825

BEDS  
3+

BATHS  
2

STORIES  
1

WIDTH  
66'0"

DEPTH  
27'8"

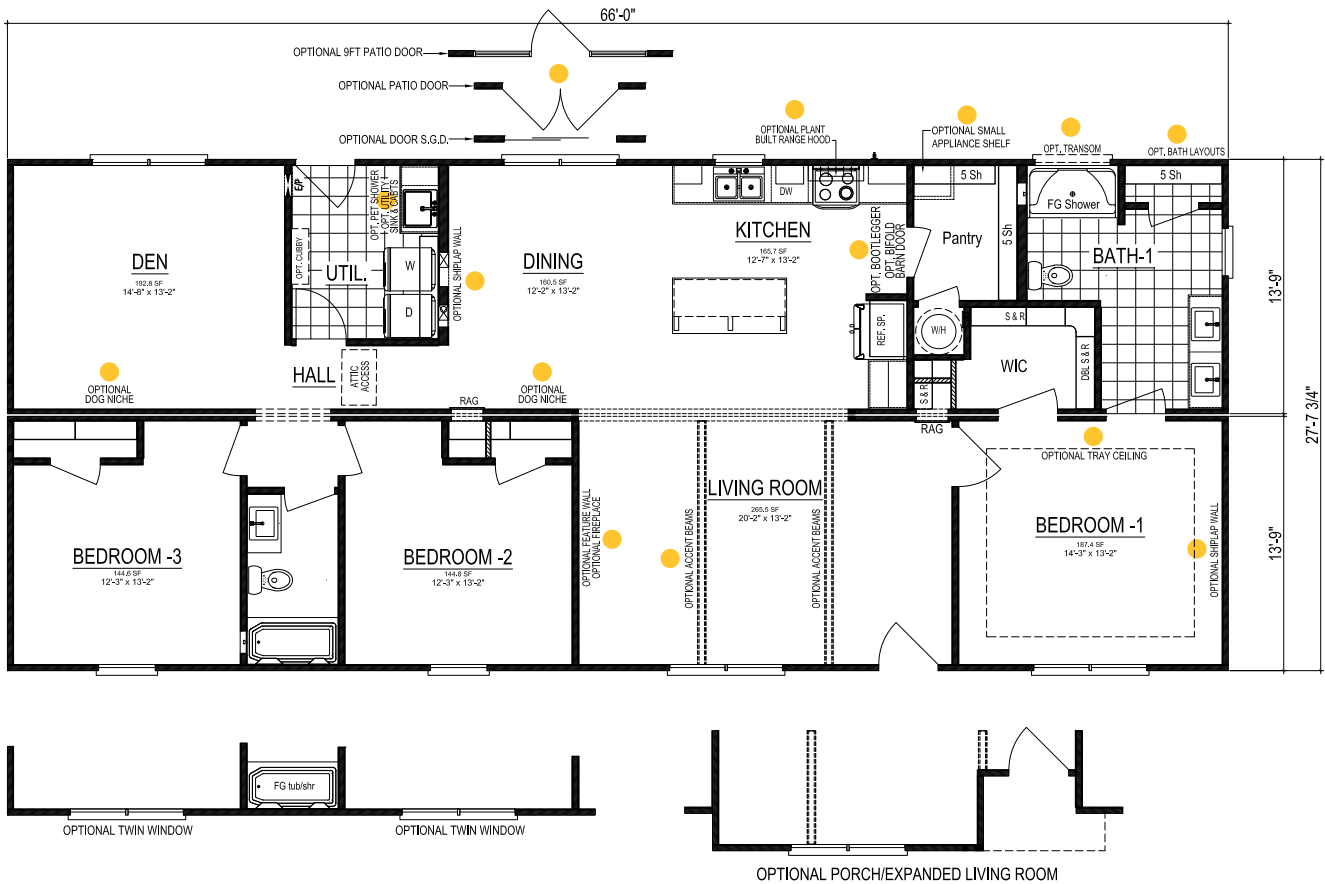
## FLOOR PLAN FEATURES

Versatile Family of Plans  
 Various Exteriors  
 Open Concept

Extended Kitchen Island  
 Expansive Walk-in Pantry  
 Expansive Utility Room

Split-Bedroom Design  
 Primary Walk-in Closet  
 Built-in Shelving


# HEARTLAND III



● Used to indicate optional features

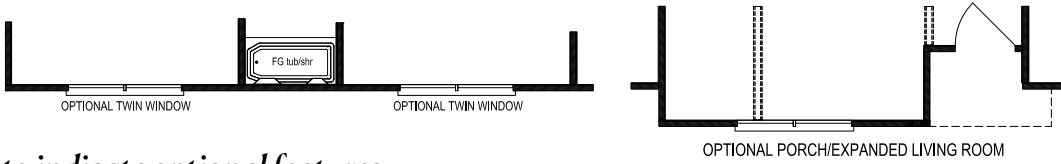
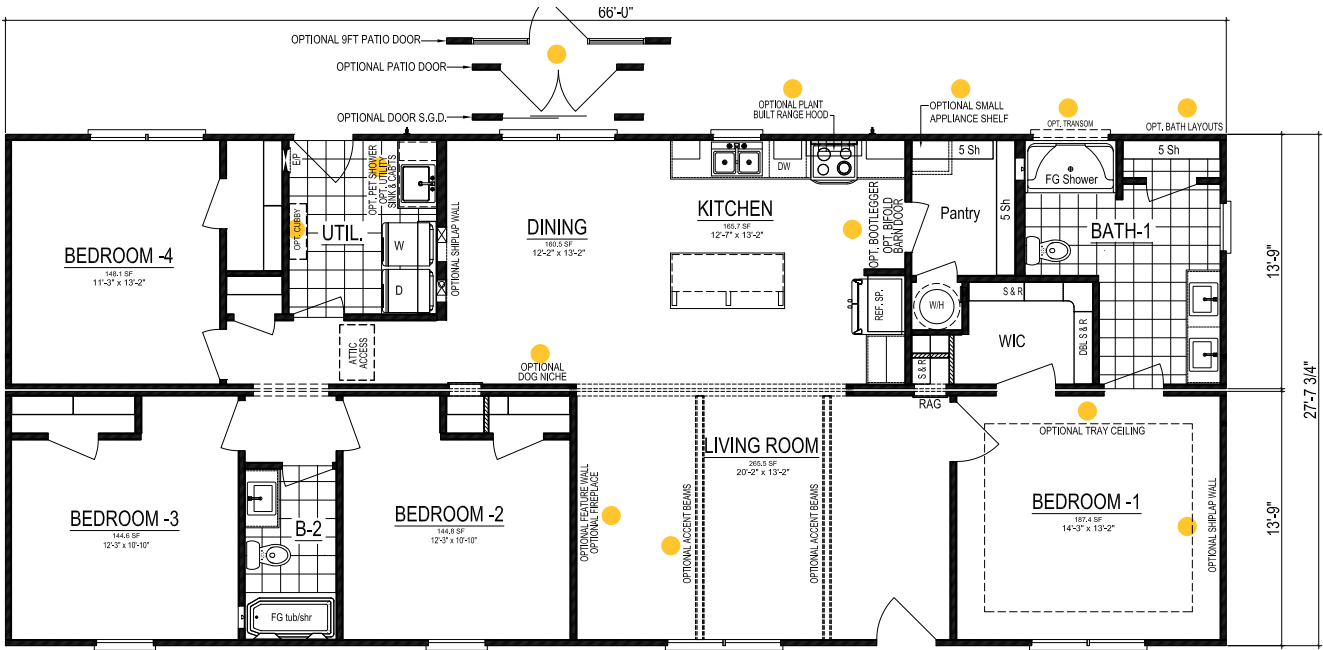
Total Finished Square Footage: 1,825

## CUSTOMIZE YOUR HOME



# HEARTLAND III

## OPTIONAL FOUR BEDROOM



● Used to indicate optional features

Total Finished Square Footage: 1,658


## CUSTOMIZE YOUR HOME




HIDDEN PANTRY




CUSTOM RANGEHOODS



DECOR BEAMS



LUXURY SHOWER




PET SHOWER



WOODEN PANTRY




TRIPLE WINDOW SINK



FEATURE WALL



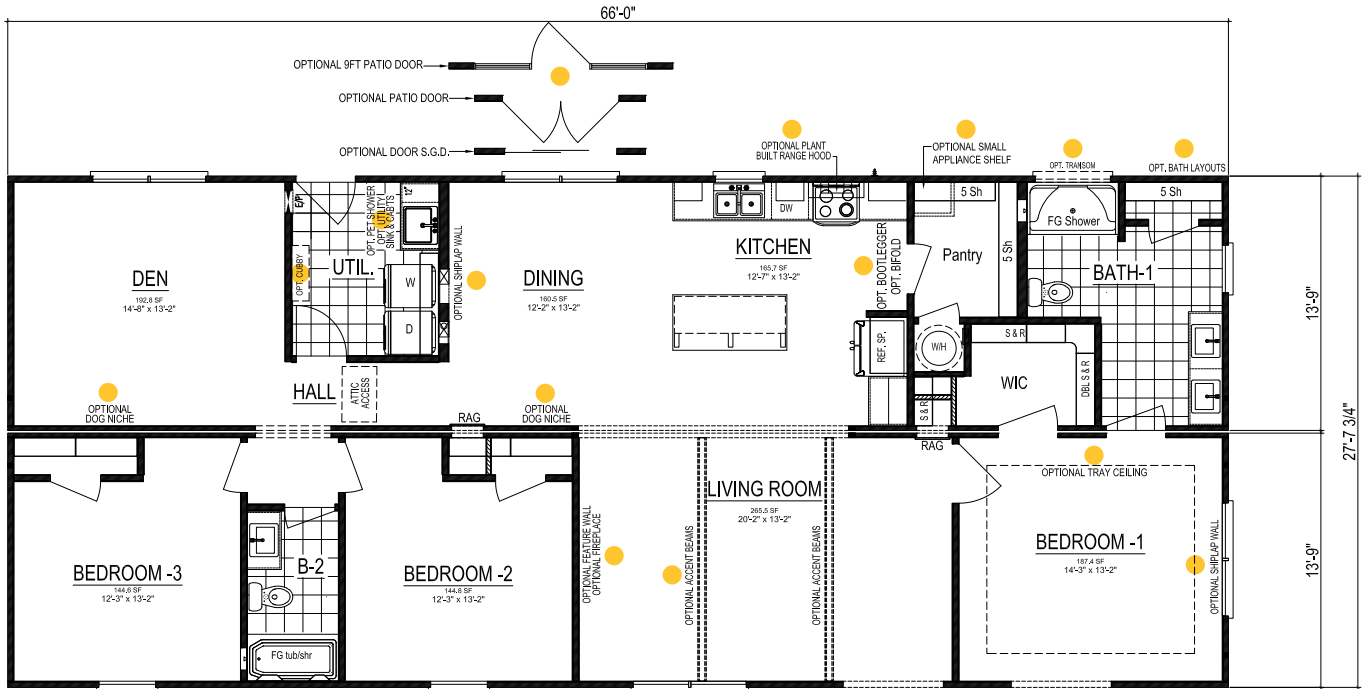
WOODEN RACKS



PUPPY NICHE



# HEARTLAND III T-RANCH



● Used to indicate optional features

Total Finished Square Footage: **2,079** (Dimensions: 66'0" x 41'7")


## CUSTOMIZE YOUR HOME




HIDDEN PANTRY




CUSTOM RANGEHOODS



DECOR BEAMS



LUXURY SHOWER




PET SHOWER



WOODEN PANTRY



TRIPLE WINDOW SINK



FEATURE WALL



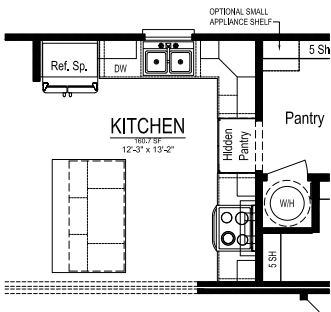
WOODEN RACKS



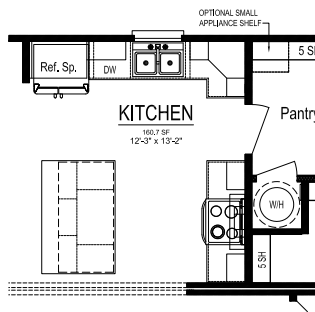
PUPPY NICHE

# HEARTLAND

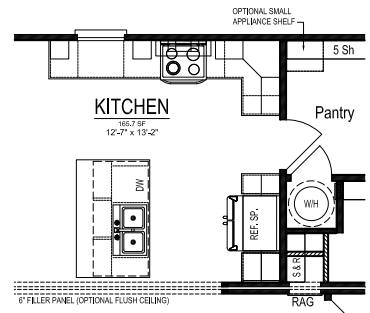
## ADDITIONAL KITCHEN & PANTRY LAYOUTS



Optional Kitchen-A  
w/ Bootlegger Pantry

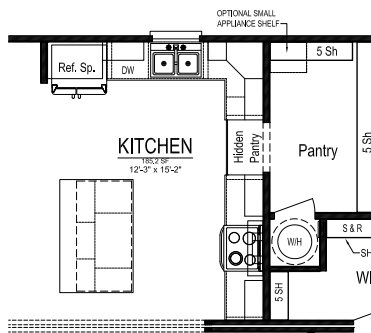


Optional Kitchen-A

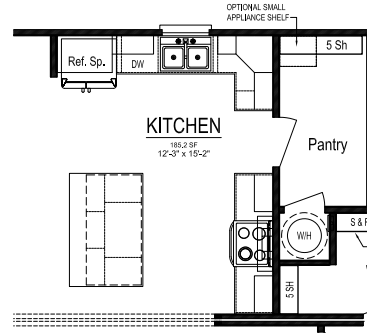


Optional Kitchen-B

### HEARTLAND OPTIONAL KITCHEN LAYOUTS



Optional Kitchen w/  
Bootlegger Pantry



Optional Kitchen

### HEARTLAND XL OPTIONAL KITCHEN LAYOUTS


# CUSTOMIZE YOUR HOME




HIDDEN PANTRY




CUSTOM RANGEHOODS



DECOR BEAMS



LUXURY SHOWER




PET SHOWER



WOODEN PANTRY




TRIPLE WINDOW SINK



FEATURE WALL



WOODEN RACKS



PUPPY NICHE



# HEARTLAND IV



## ELEVATION A

Exterior Shown with Standard 7/12 Roof Pitch  
Shown with Porch and Optional Exterior Features

These are artist renditions for sales purposes only. Refer to working drawings for actual dimensions.  
© 2025 Cavco Martinsville, Inc./Nationwide Series. All Rights Reserved.



Elevation  
B



Elevation  
C



Elevation  
D

**NATIONWIDE**  
—HEARTLAND—

**SQ. FT.**  
1,327

**BEDS**  
2-3

**BATHS**  
2

**STORIES**  
1

**WIDTH**  
48'0"

**DEPTH**  
27'8"

## FLOOR PLAN FEATURES

Versatile Family of Plans  
Various Exteriors  
Open Concept

Split-Bedroom Design  
Extended Kitchen Island  
Expansive Walk-in Pantry  
Expansive Utility Room

Primary Walk-in Closet  
Walk-in Shower  
Built-in Shelving






# HEARTLAND IV



● Used to indicate optional features

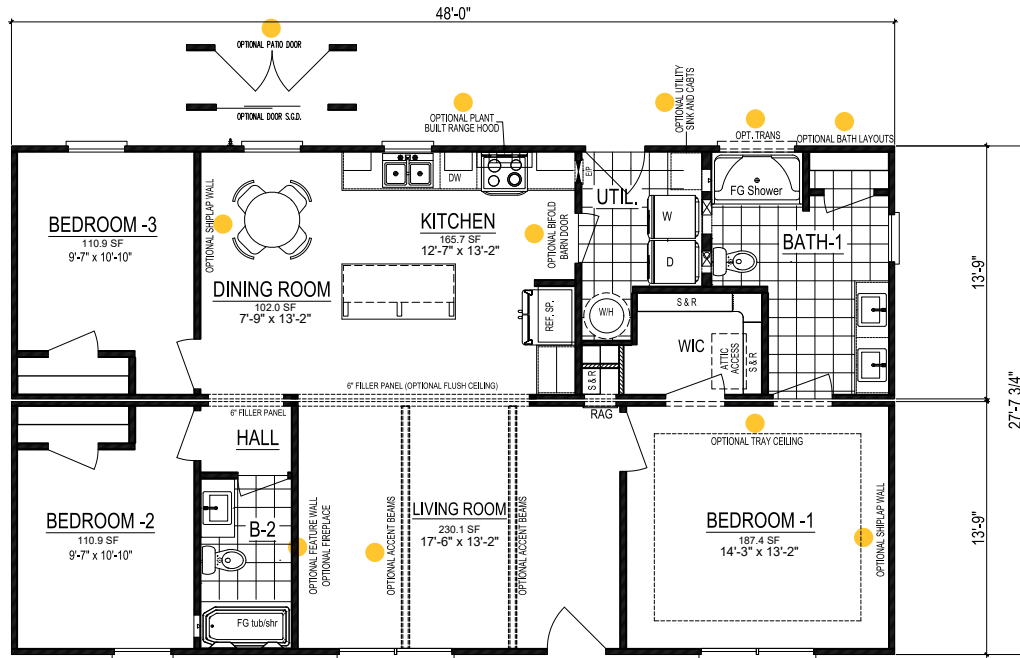
Total Finished Square Footage: 1,327

## CUSTOMIZE YOUR HOME



# HEARTLAND IV

## OPTIONAL THREE BEDROOM



OPTIONAL PORCH/EXPANDED LIVING ROOM

● Used to indicate optional features

Total Finished Square Footage: 1,327


## CUSTOMIZE YOUR HOME




HIDDEN PANTRY




CUSTOM RANGEHOODS



DECOR BEAMS



LUXURY SHOWER




PET SHOWER



WOODEN PANTRY




TRIPLE WINDOW SINK



FEATURE WALL



WOODEN RACKS



PUPPY NICHE

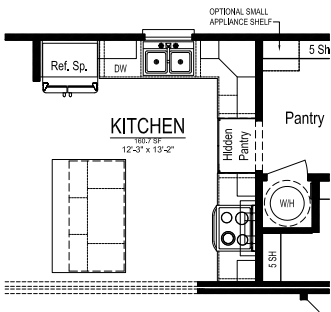
SCAN FOR VIDEO TOUR



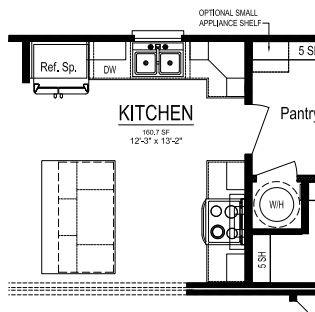


# HEARTLAND

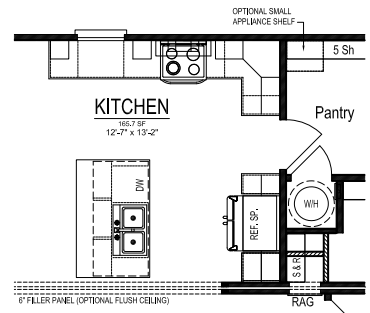
## ADDITIONAL KITCHEN & PANTRY LAYOUTS



Optional Kitchen-A  
w/ Bootlegger Pantry

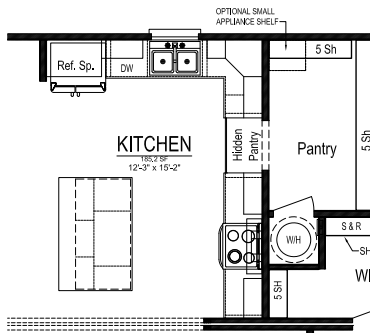


Optional Kitchen-A

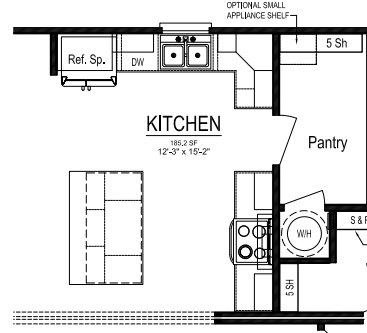


Optional Kitchen-B

### HEARTLAND OPTIONAL KITCHEN LAYOUTS



Optional Kitchen w/  
Bootlegger Pantry



Optional Kitchen

### HEARTLAND XL OPTIONAL KITCHEN LAYOUTS


# CUSTOMIZE YOUR HOME




HIDDEN PANTRY




CUSTOM RANGEHOODS



DECOR BEAMS



LUXURY SHOWER




PET SHOWER



WOODEN PANTRY




TRIPLE WINDOW SINK



FEATURE WALL



WOODEN RACKS



PUPPY NICHE



# HEARTLAND V



Exterior Shown with Standard 7/12 Roof Pitch  
Shown with Porch and Optional Exterior Features

These are artist renditions for sales purposes only. Refer to working drawings for actual dimensions.  
© 2025 Cavco Martinsville, Inc./Nationwide Series. All Rights Reserved.



Similar Option:  
**HOMESTEAD VII**



Similar Option:  
**HAMPSTEAD**



Similar Option:  
**TRADITION**

**NATIONWIDE**  
—HEARTLAND—

**SQ. FT.**  
1,880

**BEDS**  
3

**BATHS**  
2.5

**STORIES**  
2

**WIDTH**  
34'0"

**DEPTH**  
27'8"

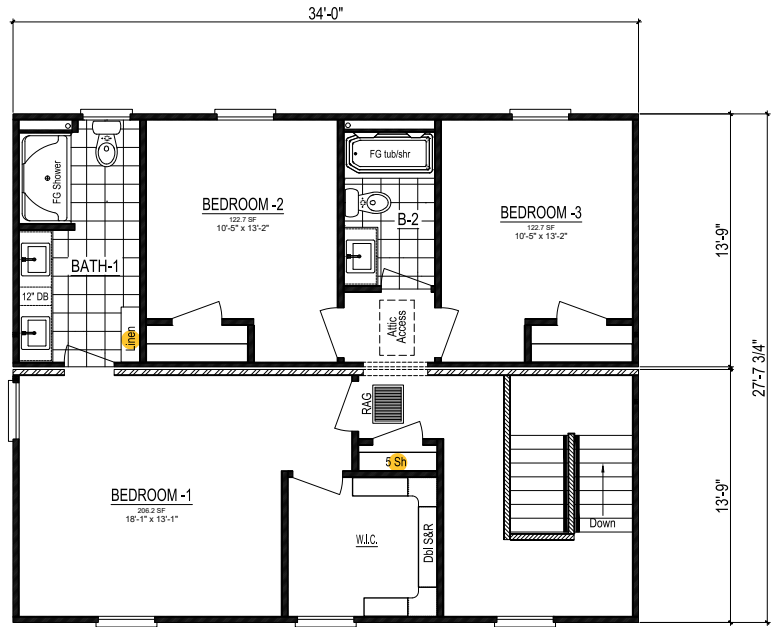
## FLOOR PLAN FEATURES

Open-Concept  
**Our Most Extended Living Room!**

Extended Kitchen Island  
Kitchen Pantry

Walk-in Shower  
Primary Walk-in Closet  
Built-in Linen

# HEARTLAND V



● Used to indicate optional features

Total Finished Square Footage: 1,880


## CUSTOMIZE YOUR HOME




HIDDEN PANTRY




CUSTOM RANGEHOODS



DECOR BEAMS



LUXURY SHOWER




PET SHOWER



WOODEN PANTRY




TRIPLE WINDOW SINK



FEATURE WALL



WOODEN RACKS



PUPPY NICHE



# HEARTLAND I

**XL VERSION**




## ELEVATION A

Exterior Shown with Standard 7/12 Roof Pitch  
Shown with Porch and Optional Exterior Features

These are artist renditions for sales purposes only. Refer to working drawings for actual dimensions.  
© 2025 Cavco Martinsville, Inc./Nationwide Series. All Rights Reserved.



Elevation  
**B**



Elevation  
**C**



Elevation  
**D**

**NATIONWIDE**  
—HEARTLAND—

**SQ. FT.**  
1,772

**BEDS**  
3-4

**BATHS**  
2

**STORIES**  
1

**WIDTH**  
56'0"

**DEPTH**  
31'8"

## FLOOR PLAN FEATURES

Versatile Family of Plans  
Various Exteriors  
Open Concept

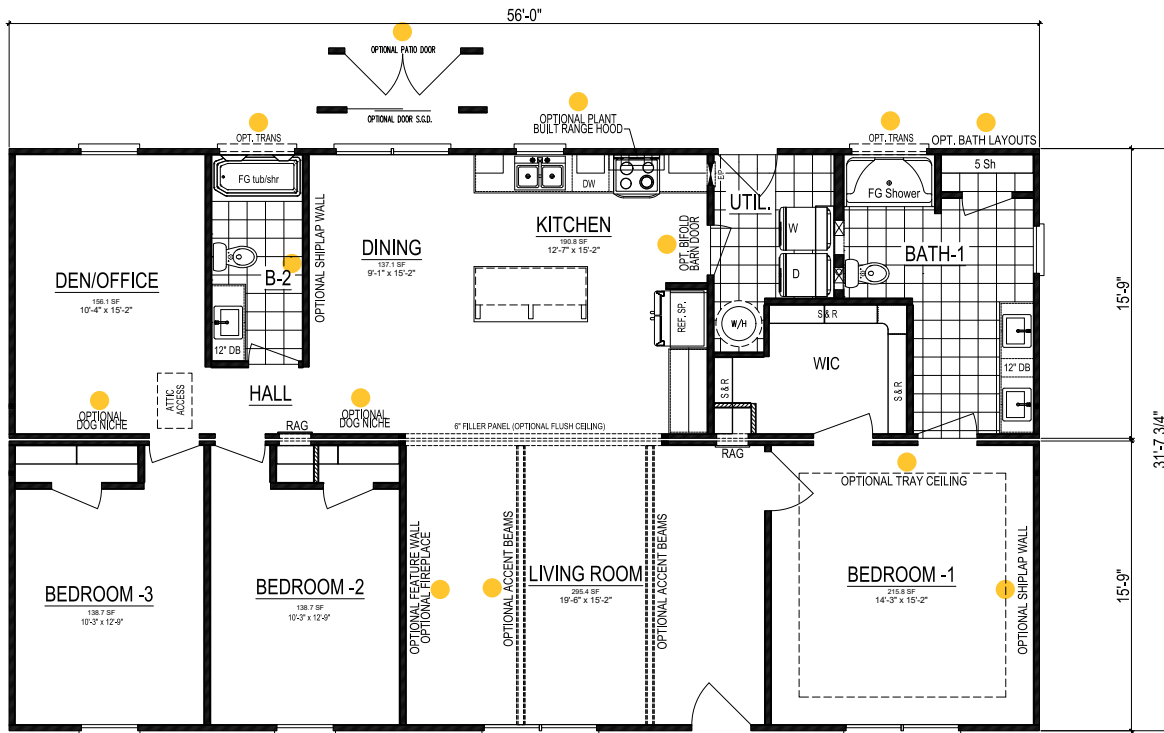
Split-Bedroom Design  
Extended Kitchen Island  
Expansive Walk-in Pantry  
Expansive Utility Room

Walk-in Shower  
Primary Walk-in Closet  
Built-in Shelving



# HEARTLAND I XL

## OPTIONAL DEN/OFFICE



● Used to indicate optional features

Total Finished Square Footage: 1,772


## CUSTOMIZE YOUR HOME




HIDDEN PANTRY




CUSTOM RANGEHOODS



DECOR BEAMS



LUXURY SHOWER




PET SHOWER



WOODEN PANTRY




TRIPLE WINDOW SINK



FEATURE WALL



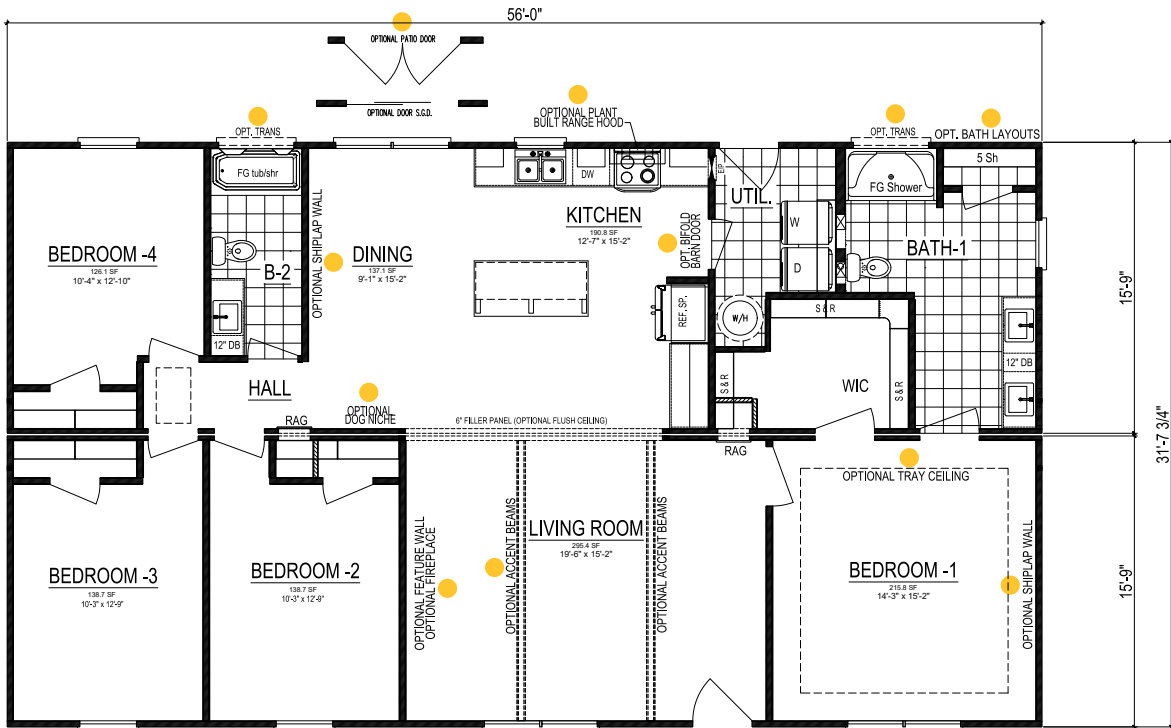
WOODEN RACKS



PUPPY NICHE

# HEARTLAND I XL

## OPTIONAL FOUR BEDROOM



● Used to indicate optional features

Total Finished Square Footage: 1,772


## CUSTOMIZE YOUR HOME




HIDDEN PANTRY




CUSTOM RANGEHOODS



DECOR BEAMS



LUXURY SHOWER




PET SHOWER



WOODEN PANTRY




TRIPLE WINDOW SINK



FEATURE WALL



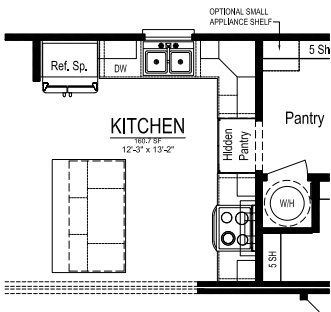
WOODEN RACKS



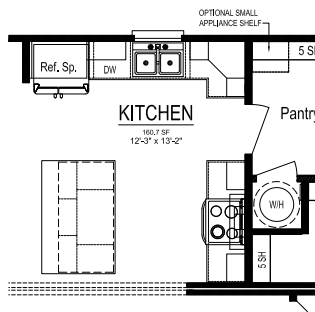
PUPPY NICHE

# HEARTLAND

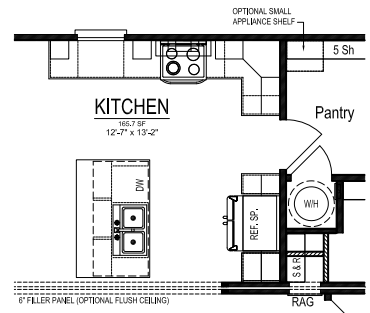
## ADDITIONAL KITCHEN & PANTRY LAYOUTS



Optional Kitchen-A  
w/ Bootlegger Pantry

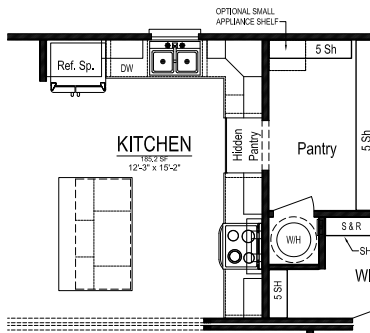


Optional Kitchen-A

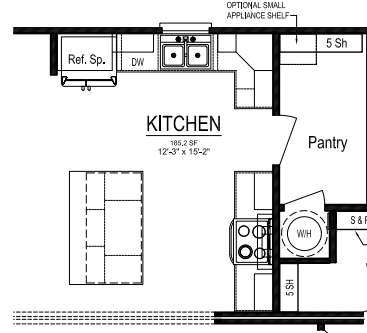


Optional Kitchen-B

### HEARTLAND OPTIONAL KITCHEN LAYOUTS



Optional Kitchen w/  
Bootlegger Pantry



Optional Kitchen

### HEARTLAND XL OPTIONAL KITCHEN LAYOUTS


# CUSTOMIZE YOUR HOME




HIDDEN PANTRY




CUSTOM RANGEHOODS



DECOR BEAMS



LUXURY SHOWER




PET SHOWER



WOODEN PANTRY




TRIPLE WINDOW SINK



FEATURE WALL



WOODEN RACKS



PUPPY NICHE



# HEARTLAND II

**XL VERSION**



## ELEVATION A

Exterior Shown with Standard 7/12 Roof Pitch  
Shown with Porch and Optional Exterior Features

These are artist renditions for sales purposes only. Refer to working drawings for actual dimensions.  
© 2025 Cavco Martinsville, Inc./Nationwide Series. All Rights Reserved.



Elevation  
**B**



Elevation  
**C**



Elevation  
**D**

**NATIONWIDE**  
—HEARTLAND—

**SQ. FT.**  
1,899

**BEDS**  
3-4

**BATHS**  
2

**STORIES**  
1

**WIDTH**  
60'0"

**DEPTH**  
31'8"

## FLOOR PLAN FEATURES

Versatile Family of Plans  
Various Exteriors  
Open Concept

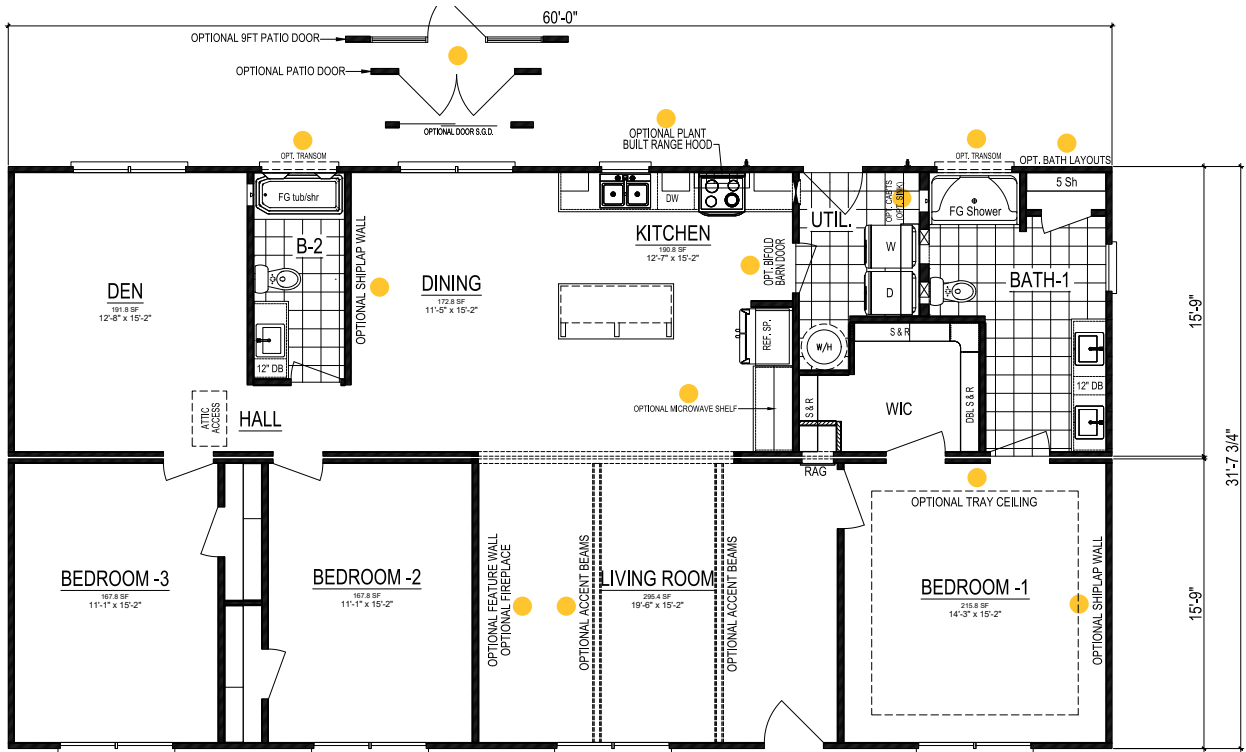
Split-Bedroom Design  
Extended Kitchen Island  
Expansive Walk-in Pantry  
Expansive Utility Room

Walk-in Shower  
Primary Walk-in Closet  
Built-in Shelving



# HEARTLAND II XL

## OPTIONAL DEN/OFFICE



● Used to indicate optional features

Total Finished Square Footage: 1,899


## CUSTOMIZE YOUR HOME




HIDDEN PANTRY




CUSTOM RANGEHOODS



DECOR BEAMS



LUXURY SHOWER




PET SHOWER



WOODEN PANTRY




TRIPLE WINDOW SINK



FEATURE WALL



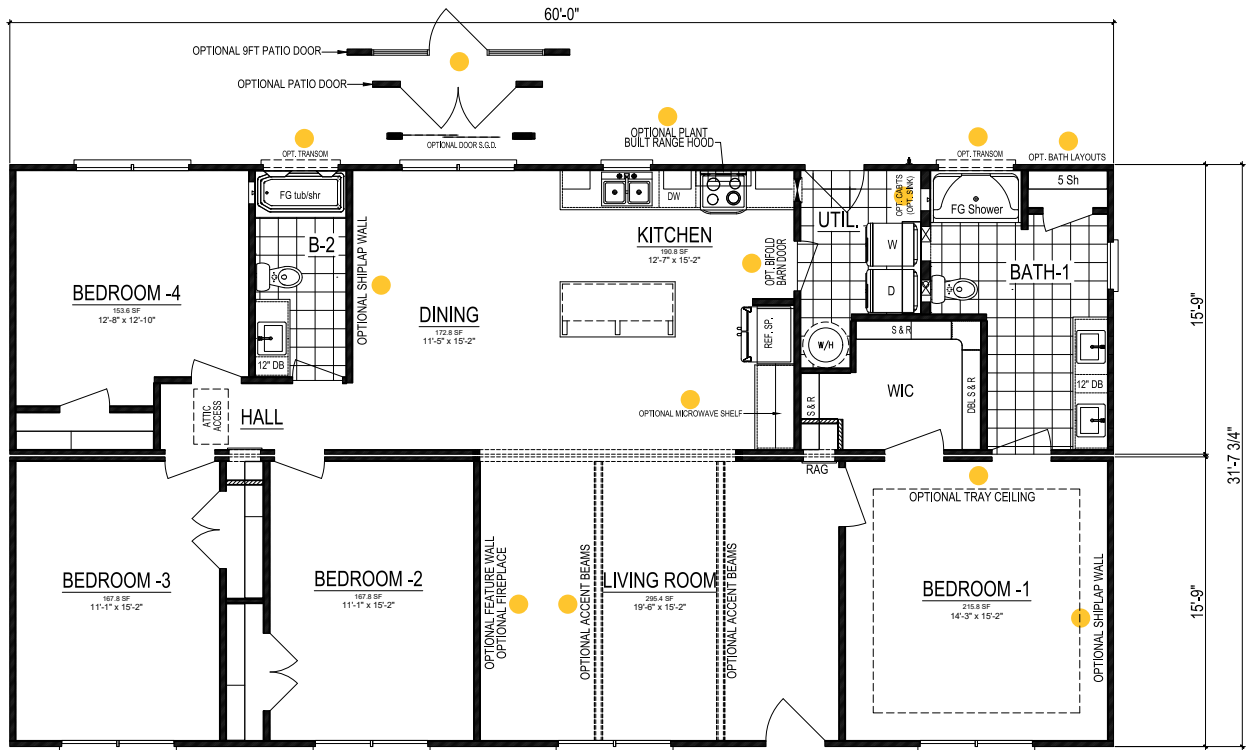
WOODEN RACKS



PUPPY NICHE

# HEARTLAND II XL

## OPTIONAL FOUR BEDROOM



● Used to indicate optional features

Total Finished Square Footage: 1,899


## CUSTOMIZE YOUR HOME




HIDDEN PANTRY




CUSTOM RANGEHOODS



DECOR BEAMS



LUXURY SHOWER




PET SHOWER



WOODEN PANTRY




TRIPLE WINDOW SINK



FEATURE WALL



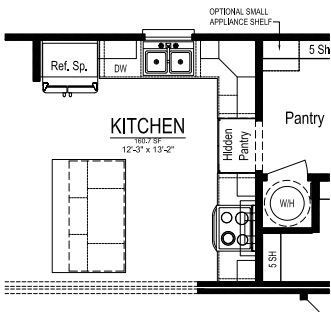
WOODEN RACKS



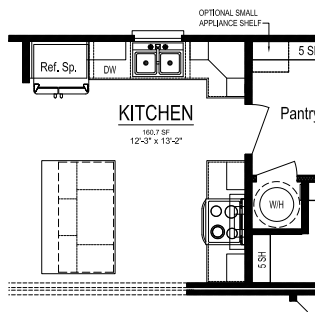
PUPPY NICHE

# HEARTLAND

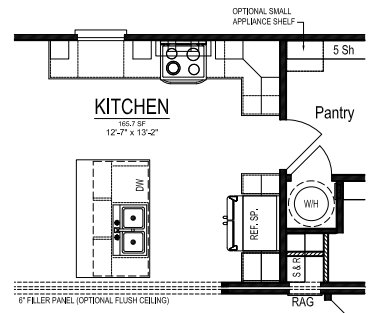
## ADDITIONAL KITCHEN & PANTRY LAYOUTS



Optional Kitchen-A  
w/ Bootlegger Pantry

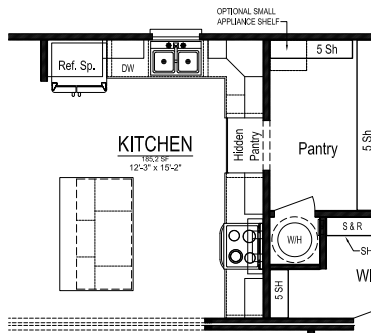


Optional Kitchen-A

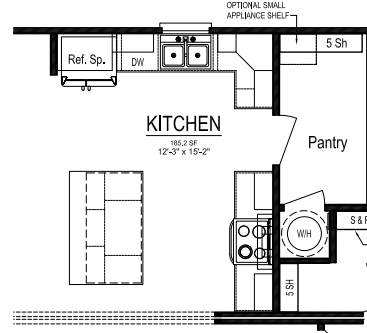


Optional Kitchen-B

### HEARTLAND OPTIONAL KITCHEN LAYOUTS



Optional Kitchen w/  
Bootlegger Pantry



Optional Kitchen

### HEARTLAND XL OPTIONAL KITCHEN LAYOUTS


# CUSTOMIZE YOUR HOME




HIDDEN PANTRY




CUSTOM RANGEHOODS



DECOR BEAMS



LUXURY SHOWER




PET SHOWER



WOODEN PANTRY




TRIPLE WINDOW SINK



FEATURE WALL



WOODEN RACKS



PUPPY NICHE



# HEARTLAND III

**XL VERSION**



## ELEVATION A

**Exterior Shown with Standard 7/12 Roof Pitch  
Shown with Porch and Optional Exterior Features**

These are artist renditions for sales purposes only. Refer to working drawings for actual dimensions.  
© 2025 Cavco Martinsville, Inc./Nationwide Series. All Rights Reserved.



**Elevation B**



**Elevation C**



**Elevation D**

**NATIONWIDE**  
—HEARTLAND—

**SQ. FT.**  
2,089

**BEDS**  
3-4

**BATHS**  
2

**STORIES**  
1

**WIDTH**  
66'0"

**DEPTH**  
31'8"

## FLOOR PLAN FEATURES

Versatile Family of Plans  
Various Exteriors  
Open Concept

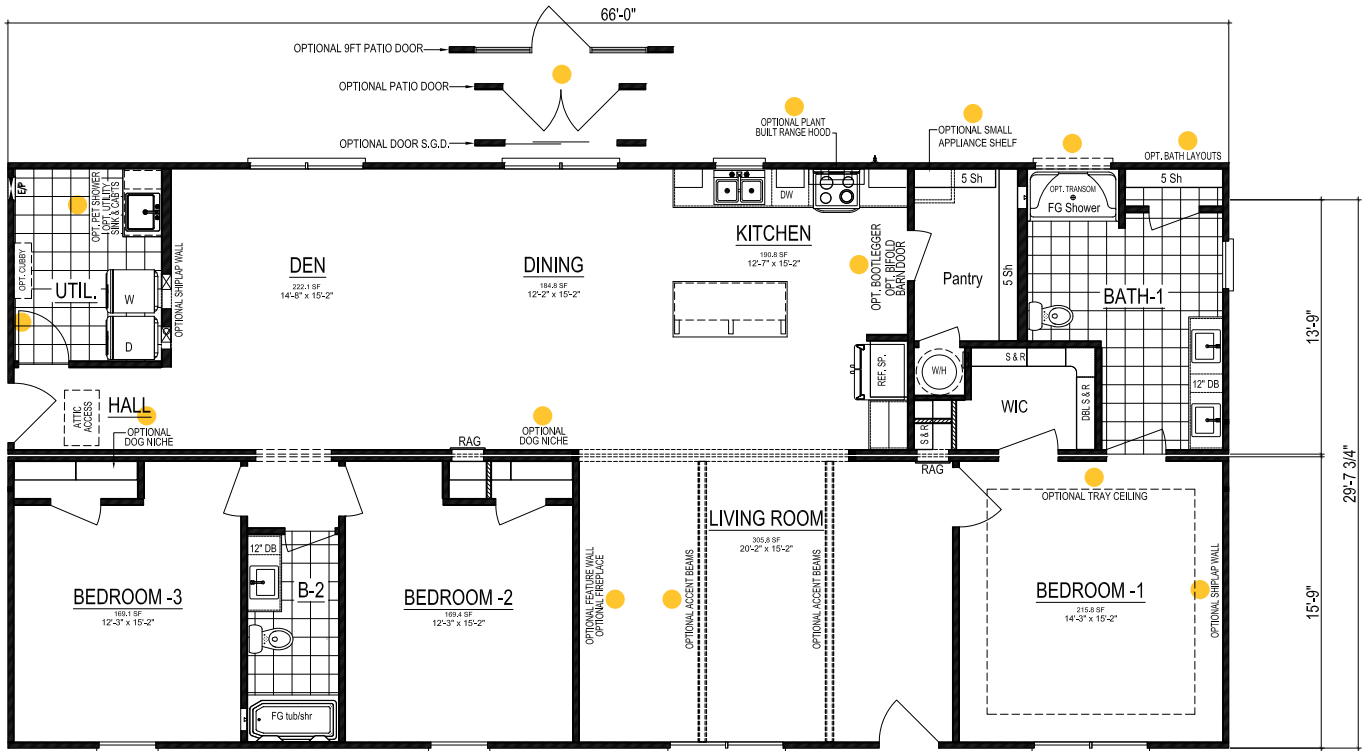
Split-Bedroom Design  
Extended Kitchen Island  
Expansive Walk-in Pantry  
Expansive Utility Room

Walk-in Shower  
Primary Walk-in Closet  
Built-in Shelving



# HEARTLAND III XL


## OPTIONAL END UTILITY ROOM



● Used to indicate optional features

Total Finished Square Footage: 2,089

## CUSTOMIZE YOUR HOME



HIDDEN PANTRY

CUSTOM RANGEHOODS

DECOR BEAMS

LUXURY SHOWER

PET SHOWER

WOODEN PANTRY

TRIPLE WINDOW SINK

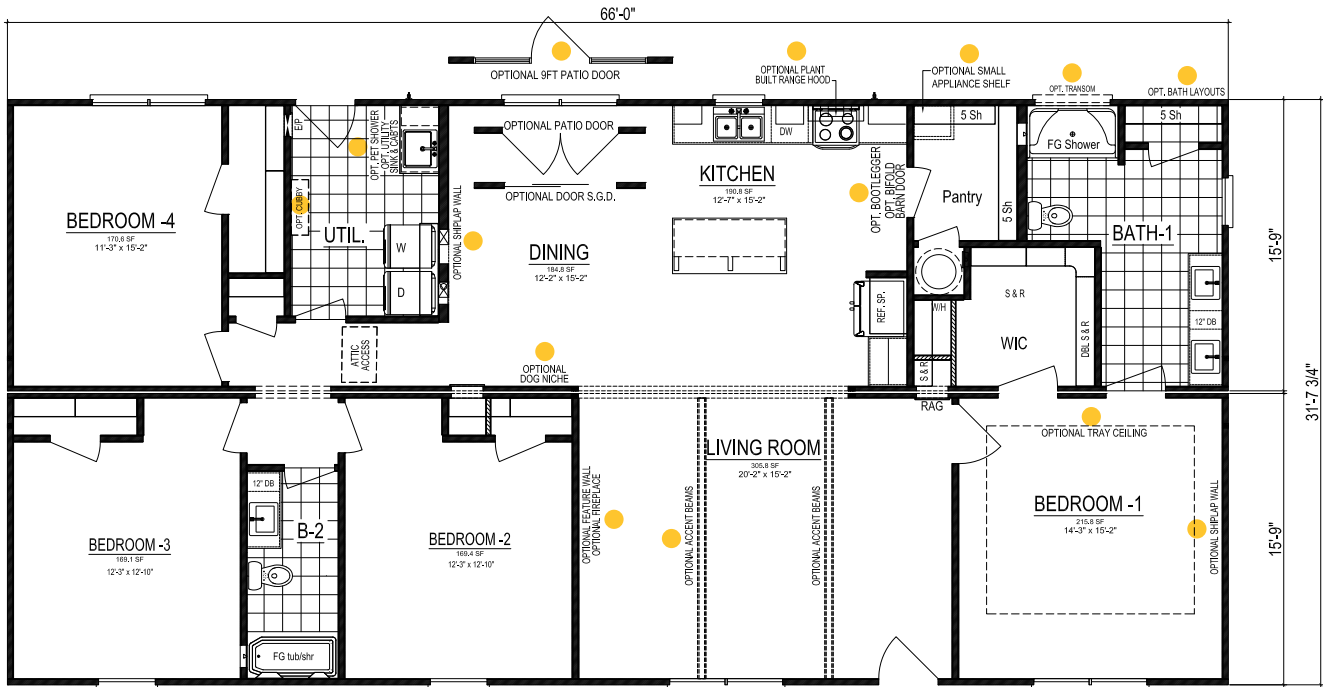
FEATURE WALL

WOODEN RACKS

PUPPY NICHE

# HEARTLAND III XL

## OPTIONAL FOUR BEDROOM



● Used to indicate optional features

Total Finished Square Footage: 2,089


## CUSTOMIZE YOUR HOME




HIDDEN PANTRY




CUSTOM RANGEHOODS



DECOR BEAMS



LUXURY SHOWER




PET SHOWER



WOODEN PANTRY



TRIPLE WINDOW SINK



FEATURE WALL



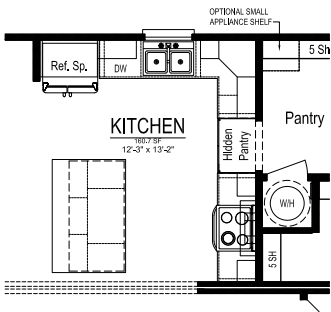
WOODEN RACKS



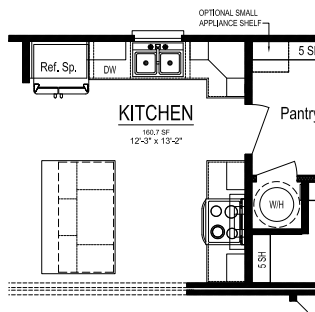
PUPPY NICHE

# HEARTLAND

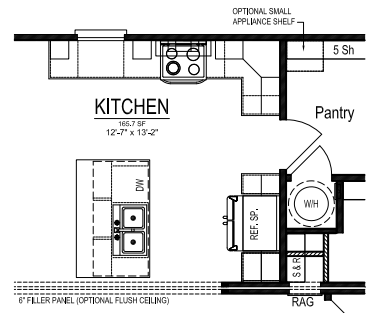
## ADDITIONAL KITCHEN & PANTRY LAYOUTS



Optional Kitchen-A  
w/ Bootlegger Pantry

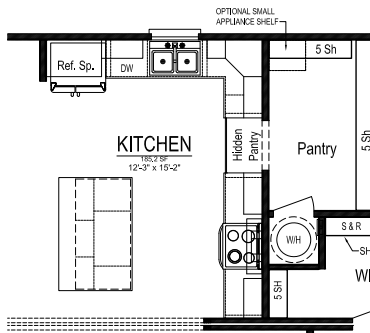


Optional Kitchen-A

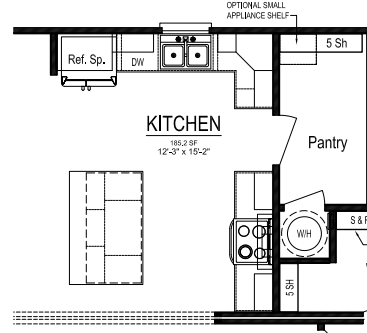


Optional Kitchen-B

### HEARTLAND OPTIONAL KITCHEN LAYOUTS



Optional Kitchen w/  
Bootlegger Pantry



Optional Kitchen

### HEARTLAND XL OPTIONAL KITCHEN LAYOUTS


# CUSTOMIZE YOUR HOME




HIDDEN PANTRY




CUSTOM RANGEHOODS



DECOR BEAMS



LUXURY SHOWER




PET SHOWER



WOODEN PANTRY




TRIPLE WINDOW SINK



FEATURE WALL



WOODEN RACKS



PUPPY NICHE



# HEARTLAND IV

**XL VERSION**



## ELEVATION A

**Exterior Shown with Standard 7/12 Roof Pitch  
Shown with Porch and Optional Exterior Features**

These are artist renditions for sales purposes only. Refer to working drawings for actual dimensions.  
© 2025 Cavco Martinsville, Inc./Nationwide Series. All Rights Reserved.



**Elevation  
B**



**Elevation  
C**



**Elevation  
D**

**NATIONWIDE  
—HEARTLAND—**

**SQ. FT.  
1,519**

**BEDS  
2-3**

**BATHS  
2**

**STORIES  
1**

**WIDTH  
48'0"**

**DEPTH  
31'8"**

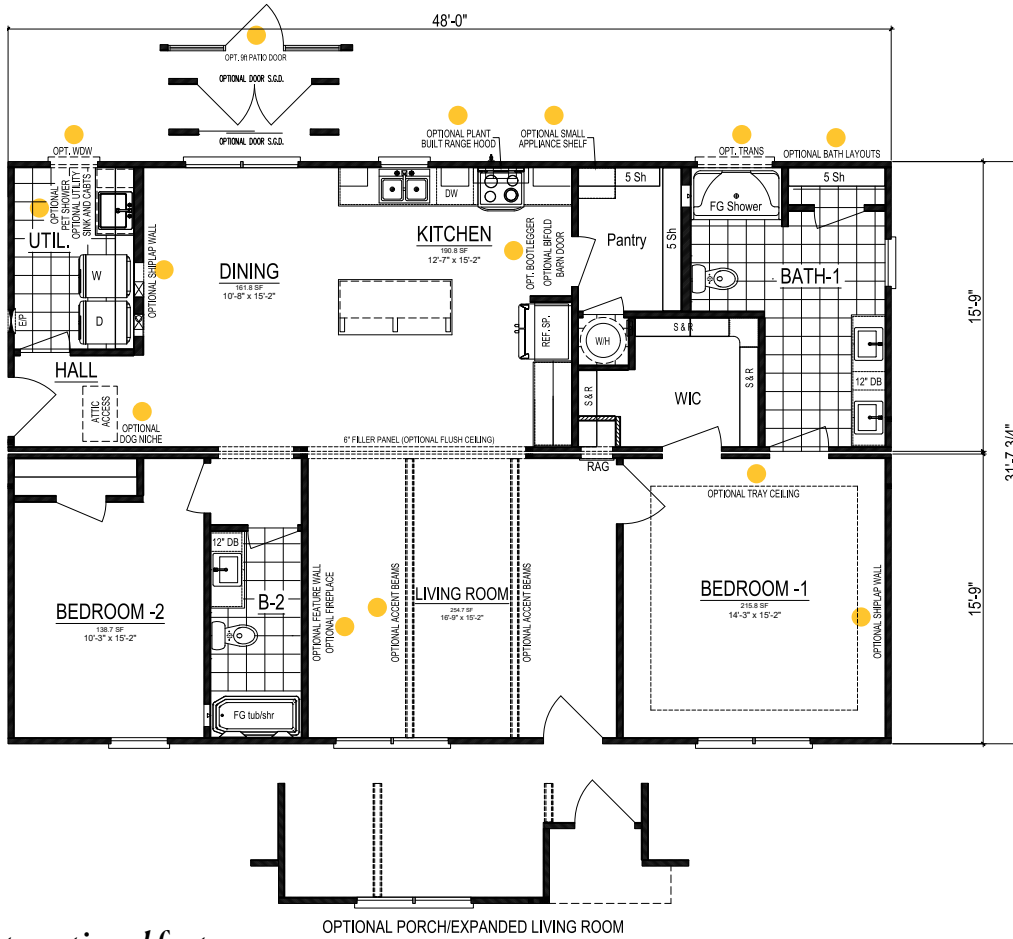
## FLOOR PLAN FEATURES

Versatile Family of Plans  
Various Exteriors  
Open Concept

Split-Bedroom Design  
Extended Kitchen Island  
Expansive Walk-in Pantry  
Expansive Utility Room

Walk-in Shower  
Primary Walk-in Closet  
Built-in Shelving

# HEARTLAND IV XL



● Used to indicate optional features

Total Finished Square Footage: 1,519


## CUSTOMIZE YOUR HOME




HIDDEN PANTRY




CUSTOM RANGEHOODS



DECOR BEAMS



LUXURY SHOWER




PET SHOWER



WOODEN PANTRY



TRIPLE WINDOW SINK



FEATURE WALL



WOODEN RACKS

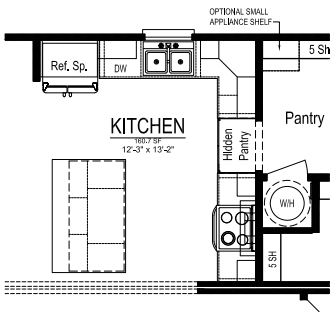


PUPPY NICHE

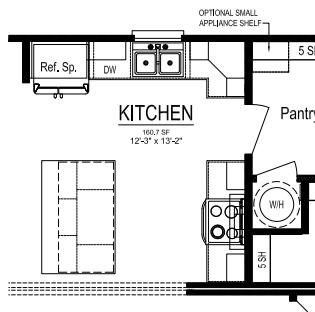


# HEARTLAND

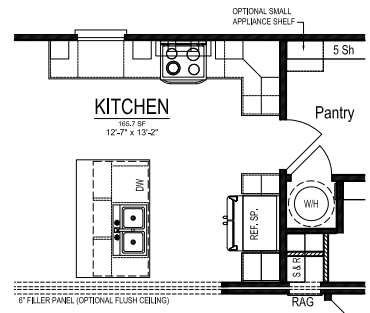
## ADDITIONAL KITCHEN & PANTRY LAYOUTS



Optional Kitchen-A  
w/ Bootlegger Pantry

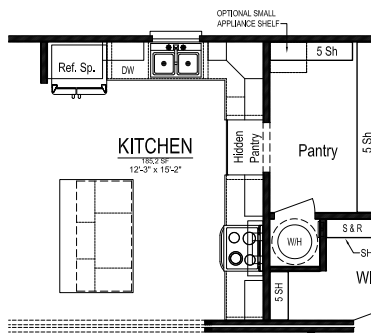


Optional Kitchen-A

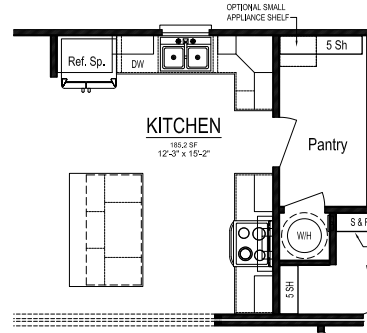


Optional Kitchen-B

### HEARTLAND OPTIONAL KITCHEN LAYOUTS



Optional Kitchen w/  
Bootlegger Pantry



Optional Kitchen

### HEARTLAND XL OPTIONAL KITCHEN LAYOUTS


# CUSTOMIZE YOUR HOME




HIDDEN PANTRY




CUSTOM RANGEHOODS



DECOR BEAMS



LUXURY SHOWER




PET SHOWER



WOODEN PANTRY




TRIPLE WINDOW SINK



FEATURE WALL



WOODEN RACKS



PUPPY NICHE



# OLE SMOKEY



**Exterior Shown with Standard 7/12 Roof Pitch  
Shown with Porch and Optional Exterior Features**

These are artist renditions for sales purposes only. Refer to working drawings for actual dimensions.  
© 2025 Cavco Martinsville, Inc./Nationwide Series. All Rights Reserved.



**Similar Option:  
HOMESTEAD VII**



**Similar Option:  
HAMPSTEAD**



**Similar Option:  
HEARTLAND V**

**NATIONWIDE  
—HEARTLAND—**

**SQ. FT.  
1,659**

**BEDS  
3 - 4**

**BATHS  
2**

**STORIES  
2**

**WIDTH  
30'0"**

**DEPTH  
27'8"**

## FLOOR PLAN FEATURES

Open-Concept  
Versatile Cabin Plan

Farmhouse Style Eat-in Kitchen  
Kitchen Pantry  
Bonus Recreation Room

Walk-in Closet  
Linen Closet





# SEAGROVE I



**Exterior Shown with Standard 7/12 Roof Pitch  
Shown with Porch and Optional Exterior Features**

These are artist renditions for sales purposes only. Refer to working drawings for actual dimensions.  
© 2025 Cavco Martinsville, Inc./Nationwide Series. All Rights Reserved.



**Similar Option  
SEAGROVE II**



**Similar Option  
ASPEN**



**Similar Option  
HEARTLAND I**

**NATIONWIDE  
—HEARTLAND—**

**SQ. FT.  
1,327**

**BEDS  
2-3**

**BATHS  
2**

**STORIES  
1**

**WIDTH  
48'0"**

**DEPTH  
27'8"**

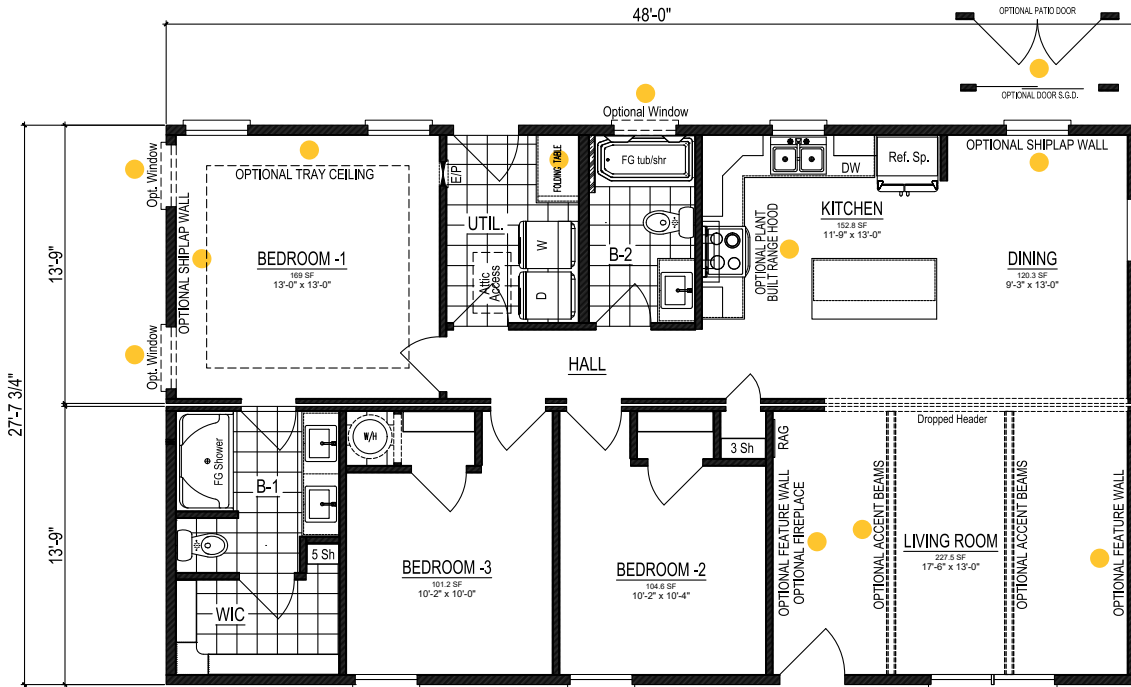
## FLOOR PLAN FEATURES

Open-Concept  
Versatile Family of Plans  
Extended Kitchen Island

Walk-in Kitchen Pantry  
Expansive Utility Room  
Laundry Folding Table

Walk-in Shower  
Primary Walk-in Closet  
Built-in Linen


# SEAGROVE I



● Used to indicate optional features

Total Finished Square Footage: 1,327


## CUSTOMIZE YOUR HOME




HIDDEN PANTRY




CUSTOM RANGEHOODS



DECOR BEAMS



LUXURY SHOWER




PET SHOWER



WOODEN PANTRY




TRIPLE WINDOW SINK



FEATURE WALL



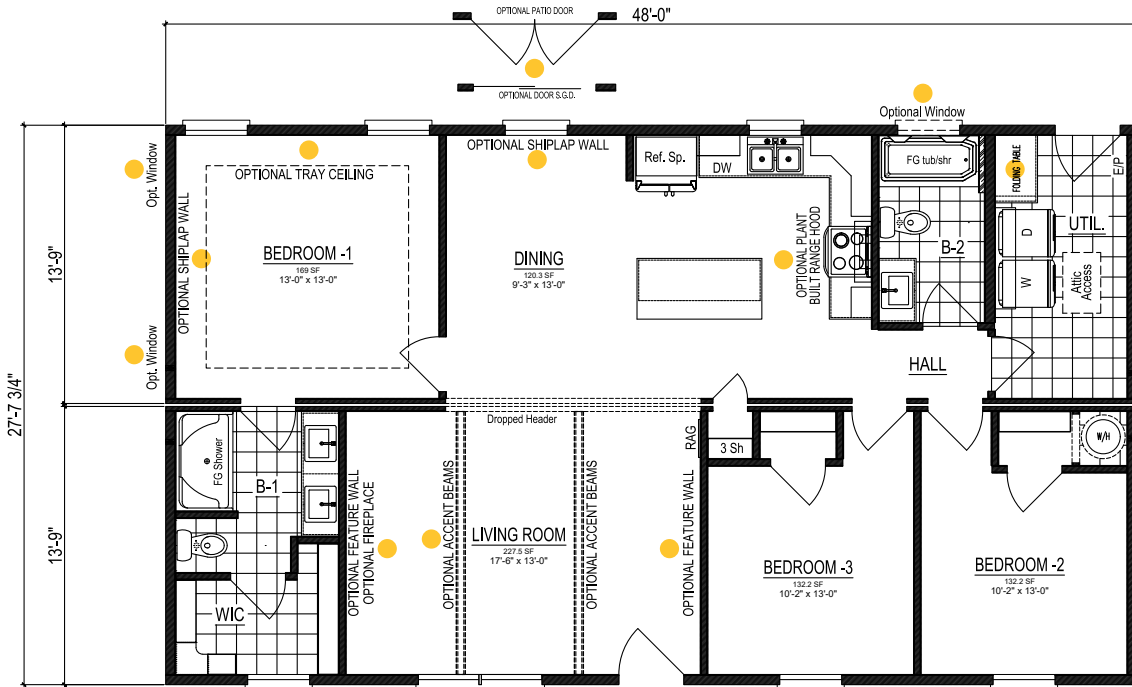
WOODEN RACKS



PUPPY NICHE

# SEAGROVE

## SPLIT-BEDROOM LAYOUT



● Used to indicate optional features

Total Finished Square Footage: 1,327


## CUSTOMIZE YOUR HOME




HIDDEN PANTRY




CUSTOM RANGEHOODS



DECOR BEAMS



LUXURY SHOWER




PET SHOWER



WOODEN PANTRY



TRIPLE WINDOW SINK



FEATURE WALL



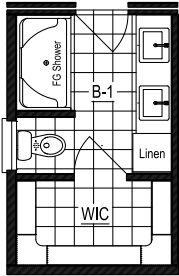
WOODEN RACKS



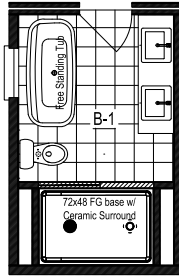
PUPPY NICHE

# SEAGROVE I

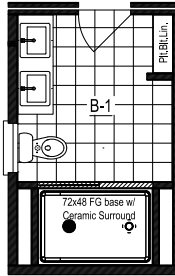
## ALTERNATE BATHROOM LAYOUTS



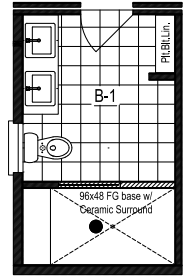
**Optional Master Bath - A**  
Added Linen Cabinet & window



**Optional Master Bath - B**  
72x48 FG base w/ Ceramic Surround & Free-standing soaking tub w/ window above



**Optional Master Bath - C**  
72x48 FG base w/ Ceramic Surround & Plant Built Linen w/ window above toilet



**Optional Master Bath - D**  
96x48 FG base w/ Ceramic Surround & Plant Built Linen w/ window above toilet


## CUSTOMIZE YOUR HOME




**HIDDEN PANTRY**




**CUSTOM RANGEHOODS**



**DECOR BEAMS**



**LUXURY SHOWER**




**PET SHOWER**



**WOODEN PANTRY**




**TRIPLE WINDOW SINK**



**FEATURE WALL**



**WOODEN RACKS**



**PUPPY NICHE**



# SEAGROVE I

## END-ENTRY



Exterior Shown with Standard 7/12 Roof Pitch  
 Shown with Porch and Optional Exterior Features

These are artist renditions for sales purposes only. Refer to working drawings for actual dimensions.  
 © 2025 Cavco Martinsville, Inc./Nationwide Series. All Rights Reserved.



Similar Option  
SEAGROVE I



Similar Option:  
GARLAND



Similar Option:  
HEARTLAND I END-ENTRY

**NATIONWIDE**  
—HEARTLAND—

SQ. FT.  
1,327

BEDS  
3

BATHS  
2

STORIES  
1

WIDTH  
27'8"

DEPTH  
48'0"-54'0"

## FLOOR PLAN FEATURES

Open-Concept  
Versatile Family of Plans  
Extended Kitchen Island

Walk-in Kitchen Pantry  
Expansive Utility Room  
Laundry Folding Table

Walk-in Shower  
Primary Walk-in Closet  
Built-in Linen





# SHENANDOAH



Exterior Shown with Standard 12/12 Roof Pitch  
Shown with Porch and Optional Exterior Features

These are artist renditions for sales purposes only. Refer to working drawings for actual dimensions.  
© 2025 Cavco Martinsville, Inc./Nationwide Series. All Rights Reserved.

Similar Option:  
HEARTLAND I END-ENTRY



Similar Option:  
GRANDVIEW III



Similar Option:  
CRAVEN CAPE



NATIONWIDE  
—HEARTLAND—

UP TO  
SQ. FT.  
1,412

BEDS  
1+

BATHS  
1+

STORIES  
1.5

WIDTH  
30'0"

DEPTH  
27'8"

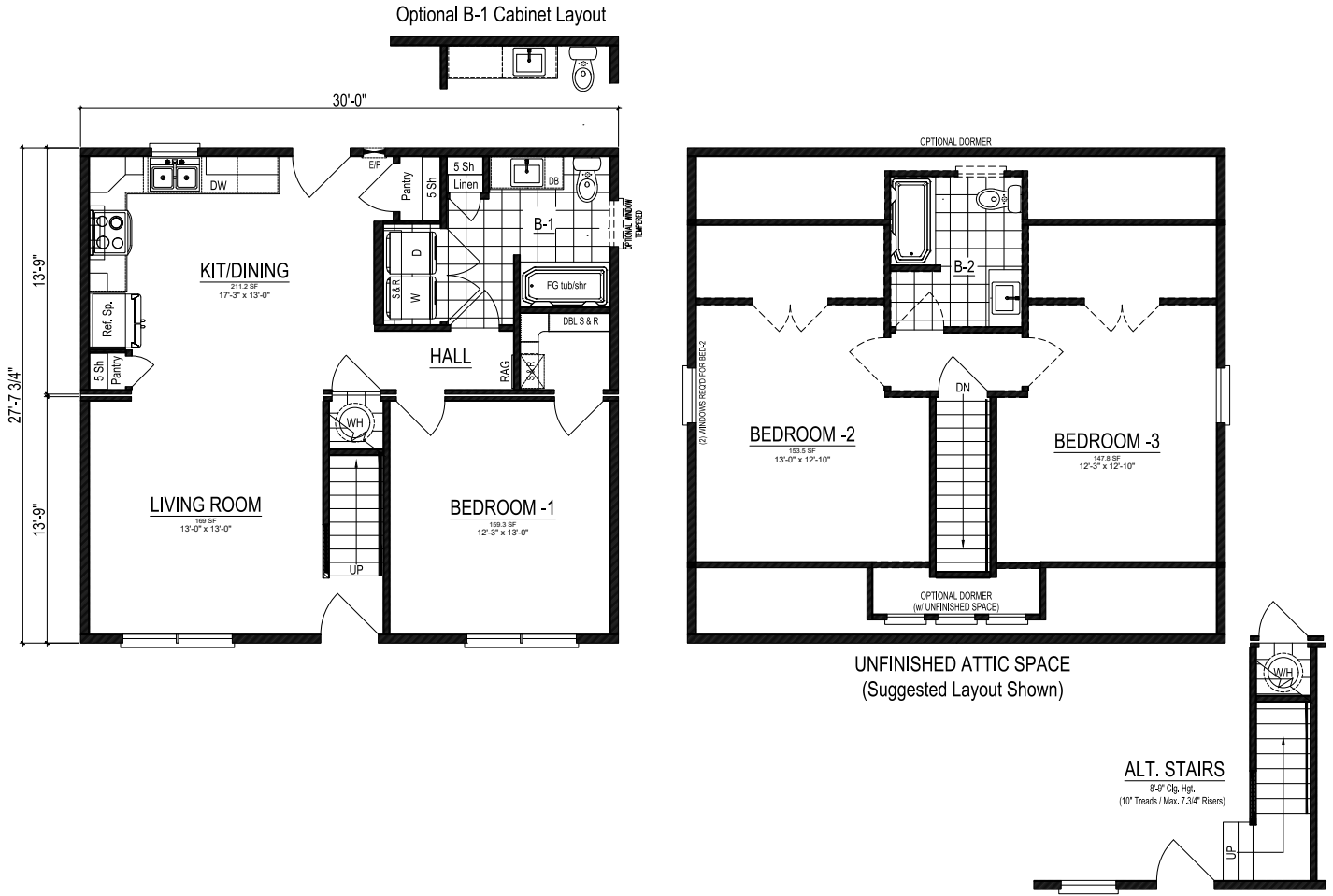
## FLOOR PLAN FEATURES

Open-Concept  
Versatile Cabin Plan

Farmhouse Style Eat-in Kitchen  
Kitchen Pantry


Walk-in Closet  
Linen Closet

# SHENANDOAH CABIN



First Floor: 829 Sq. Ft. Finished | Second Floor: 583 Sq. Ft. Unfinished | **Total Potential Square Footage: 1,412**

## CUSTOMIZE YOUR HOME





# SWEETGRASS



**Exterior Shown with Standard 7/12 Roof Pitch  
Shown with Porch and Optional Exterior Features**

These are artist renditions for sales purposes only. Refer to working drawings for actual dimensions.  
© 2025 Cavco Martinsville, Inc./Nationwide Series. All Rights Reserved.



**Similar Option:  
HEARTLAND I**



**Similar Option:  
RIVERVIEW**



**Similar Option:  
HEARTLAND IXL**

**NATIONWIDE  
—HEARTLAND—**

**SQ. FT.  
1,551**

**BEDS  
3**

**BATHS  
2**

**STORIES  
1**

**WIDTH  
62'0"**

**DEPTH  
29'8"**

## FLOOR PLAN FEATURES

Factory Built Porch  
Open-Concept  
Designated Foyer

Foyer Coat Closet  
Extended Kitchen Island  
Expansive Walk-in Pantry  
Expansive Utility Room

Built-in Cubby & Bench  
Primary Walk-in Closet  
Built-in Linen

